



The Honorable  
**EDDIE BAZA CALVO**  
Governor

The Honorable  
**RAY TENORIO**  
Lieutenant Governor



**CARL V. DOMINGUEZ**  
Director  
**JESSIE B. PALICAN**  
Deputy Director

July 25, 2014

32-14-1887  
Office of the Speaker  
Audith T. Won Pat, Ed. D.  
Date 7-29-14  
Time 3:17pm  
Received by [Signature]

The Honorable Speaker Judith T. Won Pat, Ed. D.  
*I Mina Trentai Dos Na Liheslaturan Guahan*  
155 Hesler Place  
Hagåtña, Guam 96910

Subject: Fiscal Year 2014 Third Quarter - Federal Grants-In-Aid (FGIA) Financial Report

**Dear Madam Speaker Won Pat:**

*Buenas yan Hafa Adai !*

Transmitted herewith is the Department of Public Works' Federal Grants-In-Aid (FGIA) Financial Report for Fiscal Year 2014 Third Quarter (year-to-date) and for the month ending June 30, 2014.

This report can be viewed on our website at [www.dpw.guam.gov](http://www.dpw.guam.gov).

Should you require further information or inquiries, please do not hesitate to contact Mrs. Arleen U. Pierce, Controller at 646-3154 or 646-3231.

*Si Yu'us Ma'ase,*

[Signature]  
CARL V. DOMINGUEZ

Attachments: FGIA Financial Report

cc: Office of the Public Auditor, OPA  
Bureau of Budget and Management Research, BBMR  
Department of Administration, DOA  
Guam State Clearinghouse (federally funded programs only)

**1887**

2014 JUL 29 PM 3:53

Office of Finance and Budget  
 DEPARTMENTAL FEDERAL FUNDING ABSTRACT  
 (Note: This form has a continuation page)

Department/Agency Head Certification	
Certified as to the accuracy of information contained herein:	
<i>[Signature]</i> CARL J. DOMINGUEZ Signature	12/29/14 Date

Department/Agency: Department of Public Works  
 Division/Program: Office of Highway Safety  
 AS400 Account Number: 5101E\*\*10\*\*\*\*\*

Grant Title	CFDA Number	Grant Award No.	Fiscal Year 2012						Fiscal Year 2013						
			FY 2012 Federal Grant Award Received	Grant Period	Indirect Cost Applied for/Amount Rec'd.	FY 2012 Expenditures/Encumbrances 1/	FY 2012 Actual Federal Reimbursement	No. of FTE's Funded by Grant	Grant Award No.	FY 2013 Federal Grant Award Received	Grant Period	Indirect Cost Applied for/Amount Rec'd.	FY 2013 Expenditures/Encumbrances 2/	FY 2013 Actual Federal Reimbursement	No. of FTE's Funded by Grant
Alcohol & Other Drugs	20.60	AL12 (N01) AL12 (C01)	\$ 300,989.01 \$ 122,715.22	Annual	0	\$ 293,709.27 \$ 118,756.04	\$ 258,308.33 \$ 118,756.04	2	AL13 (N01) AL13 (C01)	\$ 299,932.72 \$ 25,051.97	Annual	0	\$ 286,784.00 \$ 24,696.01	\$ 266,389.91 \$ 24,696.01	2
Occupant Protection	20.60	OP12 (N02) OP12 (C02)	\$ 176,098.65 \$ 21,602.72	Annual		\$ 160,978.73 \$ 15,538.43	\$ 160,978.73 \$ 15,538.43	2	OP13 (N02) OP13 (C02)	\$ 104,847.77 \$ 21,184.21	Annual		\$ 98,623.77 \$ 21,184.21	\$ 86,811.18 \$ 25,730.71	1
STEP	20.60	PT12 (N03) PT12 (C03)	\$ 7,433.97 \$ 64,716.64	Annual		\$ 7,425.16 \$ 63,683.62	\$ 7,425.16 \$ 63,683.62		PT13 (N03) PT13 (C03)	\$ 71,220.49 \$ 1,041.83	Annual		\$ 35,957.18 \$ -	\$ 27,738.28 \$ -	
EMS/Injury Prevention	20.60	EM12 (N04) EM12 (C04)		Annual					EM13 (N04) EM13 (C04)		Annual				
TRIMS	20.60	TR12 (N05) TR12 (C05)	\$ 29,645.88 \$ 6,591.54	Annual		\$ 27,900.11 \$ 6,591.54	\$ 27,900.11 \$ 6,591.54	1	TR13 (N05) TR13 (C05)	\$ 35,874.82 \$ 2,380.99	Annual		\$ 34,587.56 \$ 1,745.77	\$ 29,511.71 \$ 1,745.77	1
Planning & Administration	20.60	PA12 (N06) PA12 (C06)	\$ 58,717.49 \$ 2,608.47	Annual		\$ 58,717.49 \$ 2,608.47	\$ 58,717.49 \$ 2,608.47	2	PA13 (N06) PA13 (C06)	\$ 58,541.75	Annual		\$ 55,293.44	\$ 54,622.50	1
Roadway Safety	20.60	RS12 (N09) RS12 (C09)	\$ 223.68	Annual		\$ -	\$ -		RS13 (N09) RS13 (C09)		Annual				
Data Program SAFETEA-LU	20.60	K912 (N40) K912 (C40)	\$500,000.00 \$ 705,831.61	Annual		\$ - \$ 521,279.43	\$ - \$ 521,279.43		K913 (N40) K913 (C40)	\$ 684,552.18	Annual		\$ 571,025.13	\$ 571,025.13	1
Safety Belts Incentive	20.60	K412 (N41) K412 (C41)	\$ 4,231.00	Annual		\$ 4,226.01	\$ 4,226.01		K413 (N41) K413 (C41)		Annual				
Paid Media	20.60	PM12 (N17) PM12 (C17)	\$ 14,290.00	Annual		\$ 14,290.00	\$ 14,290.00		PM13 (N17) PM13 (C17)	\$ 15,000.00	Annual		\$ 14,499.00	\$ 14,499.00	
OP Incentive Grant	20.60	K212 (N20) K212 (C20)	68,635.64 24,174.69	Annual		21,921.07 21,069.52	21,921.07 21,069.52		K213 (N20) K213 (C20)	\$ 49,819.74	Annual		46,913.88	46,913.88	1
Paid Media Section 405	20.60	K2PM12 (N19) K2PM12 (C19)	5,000.00 3,624.00	Annual		3,300.00	3,300.00		K2PM13 (N19) K2PM13 (C19)	\$ 5,324.00	Annual		5,000.00	0.00	
OP Low - HVE (405b)	20.616								M2HVE13 (N11)	\$ 29,499.00	Annual		24,499.00	3,543.57	
OP Low - Training (405b)	20.616								M2TR13 (N12)	\$ 35,200.00	Annual		17,006.51	9,333.52	
OP Low - Public Education (405b)	20.616								M2PE13 (N13)	\$ 81,009.79	Annual		46,757.59	28,684.09	
OP Low - CSS (405b)	20.616								M2CSS13 (N14)	\$ 5,915.24	Annual		5,800.61		
Data Program (405c)	20.616								M3DA13 (N15)	\$ 129,261.12	Annual		17,649.00	17,649.00	
DD - Public Education (405e)	20.616								M8PE13 (N21)	\$ 71,113.70	Annual		-	-	
DD - Traffic Signs (405e)	20.616								M8TS13 (N22)	\$ 5,400.00	Annual		-	-	
DD - Police Traffic (405e)	20.616								M8*PT13 (N23)	\$ 20,000.00	Annual		-	-	
DD - Traffic Records (405e)	20.616								M8*TR13 (N24)	\$ 20,000.00	Annual		-	-	
DD - Distracted Driving (405e)	20.616								M8*DD13 (N25)	\$ 36,513.70	Annual		13,621.63	0.00	
<b>Total</b>			\$ 2,117,130.21	\$ -	\$ -	\$ 1,341,994.89	\$ 1,306,593.95	7	0	\$ 1,808,685.02	\$ -	\$ -	\$ 1,321,644.29	\$ 1,208,894.26	7

1/ If a grant is a continuing grant from previous fiscal years, indicate only in this column, the expenditures/encumbrances which occurred in FY 2012 (10/01/11 to 09/30/12).  
 2/ If a grant is a continuing grant from previous fiscal years, indicate only in this column, the expenditures/encumbrances which occurred in FY 2013 (10/01/12 to 09/30/13).  
 3/ If a grant is a continuing grant from previous fiscal years, indicate only in this column, the expenditures/encumbrances which occurred in FY 2014 (10/01/13 to 09/30/14).

Office of Finance and Budget  
DEPARTMENTAL FEDERAL FUNDING ABSTRACT  
(Continued from page 1)

Division/Program: Office of Highway Safety  
AS400 Account Number: 5101E\*\*10\*\*\*\*\*

As of June 30, 2014													
Fiscal Year 2014													
FY 2015 Federal Award Request													
Grant Title	CFDA Number	Grant Award No.	FY 2014 Federal Grant Award Received	Grant Period	Indirect Cost Applied for Amount Rec'd.	FY2014 Expenditures/Encumbrances 3/	FY 2014 Actual Federal Reimbursement	No. of FTE's Funded	FY 2015 Federal Award Request	Grant Award No.	Grant Period	Indirect Cost Applied for Amount Rec'd.	No. of FTE's to be Funded by Grant
Alcohol & Other Drugs	20.60	AL14 (N01) AL14 (C01)	\$ 246,296.02 \$ 33,311.78	Annual	-	\$ 143,890.66 \$ 16,596.47	\$ 62,988.22 \$ 16,005.40	2	\$ 181,584.00	AL15	Annual		2
Occupant Protection	20.60	OP14 (N02) OP14 (C02)	\$ 107,062.17 \$ 18,036.59	Annual		\$ 41,918.65 \$ 10,096.17	\$ 26,771.40 \$ 10,096.17	1	\$ 141,584.72	OP15	Annual		1
STEP	20.60	PT14 (N03) PT14 (C03)	\$ 57,926.41 \$ 17,818.68	Annual		\$ 31,757.62 \$ 13,664.72	\$ 24,588.70 \$ 17,552.66	1	\$ 130,544.55	PT15	Annual		1
TRIMS	20.60	TR14 (N04) TR14 (C04)	\$ 31,903.16 \$ 1,922.48	Annual		\$ 26,473.73 \$ 1,922.48	\$ 18,555.96 \$ 4,167.84	1	\$ 33,400.00	TR15	Annual		1
Planning & Administration	20.60	PA14 (N05) PA14 (C05)	\$ 75,520.24 \$ 3,248.31	Annual		\$ 33,017.17 \$ 3,009.62	\$ 6,953.96 \$ 1,764.60		\$ 68,304.28	PA15	Annual		
Paid Media	20.60	PM14 (N06) PM14 (C06)	\$ 20,000.00 \$ 501.00	Annual		\$ 14,499.00			\$ 25,507.45	PM15	Annual		
Paid Media Section 405	20.60	K2PM14 (N51) K2PM14 (C51)	\$ 324.00	Annual		\$ 225.00	\$ 225.00						
OP Incentive Grant	20.60	K214 (N50)		Annual									
Data Program (408)	20.60	K914 (C52)	\$ 113,527.05	Annual		\$ 101,273.42	\$ 46,750.00						
OP Low - Training (405b)	20.616	M2TR14 (N21) M2TR14 (C21)	\$ 35,583.02 \$ 18,193.49	Annual		\$ 2,128.99 \$ 3,279.79	\$ - \$ 2,339.79						
OP Low - Public Education (405b)	20.616	M2PE14 (N22) M2PE14 (C22)	\$ 78,656.84 \$ 38,498.70	Annual		\$ 42,853.80 \$ 37,630.01	\$ 18,196.17 \$ 29,210.69	1					1
OP Low - CSS (405b)	20.616	M2CSS14 (N23) M2CSS14 (C23)	\$ 7,804.33 \$ 114.63	Annual		\$ 1,909.83 \$ 89.97							
OP - HVE	20.616	M2HVE14 (N20) M2HVE14 (C20)	\$ 34,042.57 \$ 11,456.43	Annual		\$ 2,760.54							
Data Program (405c)	20.616	M3DA14 (N30) M3DA14 (C30)	\$ 136,976.53 \$ 111,612.12	Annual		\$ 2,390.61 \$ 110,803.12							
DD - Public Education (405e)	20.616	M8PE14 (N40) M8PE14 (C40)	\$ 71,113.70	Annual									
DD - Traffic Signs (405e)	20.616	M8TS14 (N41) M8TS14 (C41)	\$ 5,400.00	Annual									
DD - Police Traffic (405e)	20.616	M8*PT14 (N42) M8*PT14 (C42)	\$ 15,000.00	Annual									
DD - Traffic Records (405e)	20.616	M8*TR14 (N43) M8*TR14 (C43)	\$ 20,000.00	Annual		\$ 17,078.76	\$ 17,078.76						
DD - Distracted Driving (405e)	20.616	M8*DD14 (N44) M8*DD14 (C44)	\$ 22,892.07	Annual		\$ 11,570.09							
			\$ 1,334,742.32	\$ -	\$ -	\$ 670,840.22	\$ 303,245.32	6	\$ 580,925.00	\$ -	\$ -	\$ -	6

1/ If a grant is a continuing grant from previous fiscal years, indicate only in this column, the expenditures/encumbrances which occurred in FY 2012 (10/01/11 to 09/30/12).  
2/ If a grant is a continuing grant from previous fiscal years, indicate only in this column, the expenditures/encumbrances which occurred in FY 2013 (10/01/12 to 09/30/13).  
3/ If a grant is a continuing grant from previous fiscal years, indicate only in this column, the expenditures/encumbrances which occurred in FY 2014 (10/01/13 to 09/30/14).

Run Date : 7/15/14  
 Run Time : 15:17:03  
 User ID : DPWUENB

FGIA A/R Transaction List

Page : 1  
 Program: PRTFTRN

Account Id : 5101E1210  
 G/L account :  
 Document :  
 Trans code(s) : 103 104

From trans date : / / To trans date : / /  
 From add date : / / To add date : / /  
 Add user : CFDA No :  
 Trans amt :

AccountId	G/L Account	Cde	Document	Trans Date	Trans Amt	Add UserId	Add Date
5101E121066EIC05	110111220	103	J12FED0101	2/17/2012	6871.70	PSTAJVFG	2/21/2012
5101E121066EIC05	110111220	104	J12FED0127	3/20/2012	280.16	PSTAJVFG	3/22/2012
5101E121066EIN05	110111220	103	J12FED0127	3/20/2012	7413.46	PSTAJVFG	3/22/2012
5101E121066EIN05	110111220	103	J12FED0144	4/ 6/2012	1321.72	PSTAJVFG	4/ 9/2012
5101E121066EIN05	110111220	103	J12FED0166	4/30/2012	2643.44	PSTAJVFG	5/ 2/2012
5101E121066EIN05	110111220	103	J12FED0182	5/18/2012	1321.72	PSTAJVFG	5/21/2012
5101E121066EIN05	110111220	103	J12FED0214	6/22/2012	3965.16	PSTAJVFG	6/25/2012
5101E121066EIN05	110111220	103	J12FED0244	7/31/2012	2643.44	PSTAJVFG	8/ 2/2012
5101E121066EIN05	110111220	103	J12FED0287	9/21/2012	5286.88	PSTAJVFG	9/24/2012
5101E121066EIN05	110111220	103	J13FED0041	11/16/2012	3304.29	PSTAJVFG	11/19/2012
5101E121066EIC01	110111220	103	J12FED0101	2/17/2012	23048.89	PSTAJVFG	2/21/2012
5101E121066EIC01	110111220	103	J12FED0127	3/20/2012	6359.01	PSTAJVFG	3/22/2012
5101E121066EIC01	110111220	103	J12FED0144	4/ 6/2012	65698.00	PSTAJVFG	4/ 9/2012
5101E121066EIC01	110111220	103	J12FED0166	4/30/2012	10000.00	PSTAJVFG	5/ 2/2012
5101E121066EIC01	110111220	103	J12FED0182	5/18/2012	3396.91	PSTAJVFG	5/21/2012
5101E121066EIC01	110111220	103	J12FED0214	6/22/2012	877.76	PSTAJVFG	6/25/2012
5101E121066EIC01	110111220	103	J12FED0244	7/31/2012	5000.91	PSTAJVFG	8/ 2/2012
5101E121066EIC01	110111220	103	J12FED0287	9/21/2012	2001.76	PSTAJVFG	9/24/2012
5101E121066EIC01	110111220	103	J13FED0064	12/20/2012	2372.80	PSTAJVFG	12/21/2012
5101E121066EIC02	110111220	103	J12FED0101	2/17/2012	9361.12	PSTAJVFG	2/21/2012
5101E121066EIC02	110111220	103	J12FED0144	4/ 6/2012	540.00	PSTAJVFG	4/ 9/2012
5101E121066EIC02	110111220	103	J12FED0182	5/18/2012	156.24	PSTAJVFG	5/21/2012
5101E121066EIC02	110111220	103	J13FED0064	12/20/2012	5481.07	PSTAJVFG	12/21/2012
5101E121066EIC03	110111220	103	J12FED0144	4/ 6/2012	32849.00	PSTAJVFG	4/ 9/2012
5101E121066EIC03	110111220	103	J12FED0166	4/30/2012	5000.00	PSTAJVFG	5/ 2/2012
5101E121066EIC03	110111220	103	J12FED0182	5/18/2012	11077.42	PSTAJVFG	5/21/2012
5101E121066EIC03	110111220	103	J12FED0214	6/22/2012	6450.88	PSTAJVFG	6/25/2012
5101E121066EIC03	110111220	103	J12FED0244	7/31/2012	5975.26	PSTAJVFG	8/ 2/2012
5101E121066EIC03	110111220	103	J13FED0041	11/16/2012	2331.06	PSTAJVFG	11/19/2012
5101E121066EIC19	110111220	103	J12FED0214	6/22/2012	650.00	PSTAJVFG	6/25/2012
5101E121066EIC19	110111220	103	J12FED0244	7/31/2012	2650.00	PSTAJVFG	8/ 2/2012
5101E121066EIC20	110111220	103	J12FED0144	4/ 6/2012	2700.00	PSTAJVFG	4/ 9/2012
5101E121066EIC20	110111220	103	J12FED0214	6/22/2012	8498.44	PSTAJVFG	6/25/2012
5101E121066EIC20	110111220	103	J12FED0287	9/21/2012	7183.18	PSTAJVFG	9/24/2012
5101E121066EIC20	110111220	103	J13FED0041	11/16/2012	2687.90	PSTAJVFG	11/19/2012
5101E121066EIC40	110111220	103	J12FED0101	2/17/2012	72362.12	PSTAJVFG	2/21/2012
5101E121066EIC40	110111220	103	J12FED0127	3/20/2012	47931.06	PSTAJVFG	3/22/2012
5101E121066EIC40	110111220	103	J12FED0144	4/ 6/2012	1977.02	PSTAJVFG	4/ 9/2012
5101E121066EIC40	110111220	103	J12FED0166	4/30/2012	126495.16	PSTAJVFG	5/ 2/2012
5101E121066EIC40	110111220	103	J12FED0182	5/18/2012	1977.02	PSTAJVFG	5/21/2012
5101E121066EIC40	110111220	103	J12FED0214	6/22/2012	59731.06	PSTAJVFG	6/25/2012
5101E121066EIC40	110111220	103	J12FED0244	7/31/2012	50485.37	PSTAJVFG	8/ 2/2012
5101E121066EIC40	110111220	103	J12FED0287	9/21/2012	91178.08	PSTAJVFG	9/24/2012
5101E121066EIC40	110111220	103	J13FED0041	11/16/2012	69142.54	PSTAJVFG	11/19/2012
5101E121066EIC41	110111220	103	J12FED0214	6/22/2012	2399.80	PSTAJVFG	6/25/2012
5101E121066EIC41	110111220	103	J12FED0287	9/21/2012	1258.36	PSTAJVFG	9/24/2012
5101E121066EIN01	110111220	103	J13FED0041	11/16/2012	567.85	PSTAJVFG	11/19/2012
5101E121066EIN01	110111220	103	J12FED0101	2/17/2012	12436.33	PSTAJVFG	2/21/2012

4,391.54

27,900.16

118,756.04

15,538.48

43,483.62

3,300.00

21,069.52

521,279.43

4,226.01



User ID . . . : DPWMATAT  
 To date . . . : 9/2012  
 Account . . . : 5101E121066EI\*02  
 Dept/Division :

Exclude Object Codes:

Account Number	Account Name	YTD Allotment	YTD Expenditures	O/S Encumbrance	Available Funds	Unallotted Balance
5101E121066EIC02111	SEC 402 OP-OCCUPANT PROT(PI&E)	9,837.21	9,837.21			4,630.62
14,467.83						
5101E121066EIC02113	SEC 402 OP-OCCUPANT PROT(PI&E)	5,004.98	5,004.98			1,433.67
6,438.65						
5101E121066EIC02114	SEC 402 OP-OCCUPANT PROT(PI&E)					
5101E121066EIC02115	SEC 402 OP-OCCUPANT PROT(PI&E)					
5101E121066EIC02220	SEC 402 OP-OCCUPANT PROT(PI&E)					
5101E121066EIC02230	SEC 402 OP-OCCUPANT PROT(PI&E)					
5101E121066EIC02240	SEC 402 OP-OCCUPANT PROT(PI&E)	696.24	696.24			
696.24						
5101E121066EIC02250	SEC 402 OP-OCCUPANT PROT(PI&E)					
5101E121066EIC02280	SEC 402 OP-OCCUPANT PROT(PI&E)					
5101E121066EIC02450	SEC 402 OP-OCCUPANT PROT(PI&E)					
-----						
<b>EIC02 PROGRAM TOTALS</b>	<b>Count:</b>	<b>10</b>				
<b>21,602.72</b>	<b>15,538.43</b>		<b>15,538.43</b>			<b>6,064.29</b>
-----						
5101E121066EIN02111	SEC 402 OP-OCCUPANT PROT(PI&E)	86,781.61	86,781.61			
86,781.61						
5101E121066EIN02113	SEC 402 OP-OCCUPANT PROT(PI&E)	39,226.07	39,226.07			
39,226.07						
5101E121066EIN02220	SEC 402 OP-OCCUPANT PROT(PI&E)	21,446.81	21,446.81			1,644.16
23,090.97						
5101E121066EIN02230	SEC 402 OP-OCCUPANT PROT(PI&E)					
5101E121066EIN02240	SEC 402 OP-OCCUPANT PROT(PI&E)					
5101E121066EIN02250	SEC 402 OP-OCCUPANT PROT(PI&E)					
5101E121066EIN02280	SEC 402 OP-OCCUPANT PROT(PI&E)	13,524.24	13,524.24			13,475.76
27,000.00						
5101E121066EIN02450	SEC 402 OP-OCCUPANT PROT(PI&E)					
-----						
<b>EIN02 PROGRAM TOTALS</b>	<b>Count:</b>	<b>8</b>				
<b>176,098.65</b>	<b>160,978.73</b>		<b>160,978.73</b>			<b>15,119.92</b>
-----						
<b>66 DIVISION TOTALS</b>	<b>Count:</b>	<b>18</b>				
<b>197,701.37</b>	<b>176,517.16</b>		<b>176,517.16</b>			<b>21,184.21</b>
-----						
<b>10 DEPARTMENT TOTALS:</b>	<b>Count:</b>	<b>18</b>				
<b>197,701.37</b>	<b>176,517.16</b>		<b>176,517.16</b>			<b>21,184.21</b>
-----						
<b>E12 APTYP+FY TOTALS:</b>	<b>Count:</b>	<b>18</b>				
<b>197,701.37</b>	<b>176,517.16</b>		<b>176,517.16</b>			<b>21,184.21</b>
-----						
<b>101 FUND TOTALS:</b>	<b>Count:</b>	<b>18</b>				

User ID . . . : DPWMATAT  
 To date . . . : 9/2012  
 Account . . . : 5101E121066E1\*03  
 Dept/Division :

Exclude Object Codes:

Account Number	Account Name	Tot Appropriation	YTD Allotment	YTD Expenditures	O/S Encumbrance	Available Funds	Unallotted Balance
5101E121066E1C03111	SEC 402 PT - SELECT TRAFF EDUC						
5101E121066E1C03113	SEC 402 PT - SELECT TRAFF EDUC						
5101E121066E1C03220	SEC 402 PT - SELECT TRAFF EDUC	11,000.00	11,000.00	9,986.78		1,013.22	
5101E121066E1C03230	SEC 402 PT - SELECT TRAFF EDUC						
5101E121066E1C03240	SEC 402 PT - SELECT TRAFF EDUC						
5101E121066E1C03250	SEC 402 PT - SELECT TRAFF EDUC						
5101E121066E1C03280	SEC 402 PT - SELECT TRAFF EDUC	20,867.64	20,867.64	20,847.84		19.80	
5101E121066E1C03450	SEC 402 PT - SELECT TRAFF EDUC	32,849.00	32,849.00	32,849.00			
<b>E1C03 PROGRAM TOTALS</b>		<b>64,716.64</b>	<b>64,716.64</b>	<b>63,683.62</b>		<b>1,033.02</b>	
5101E121066E1N03111	SEC 402 PT-SELECTIVE TRAFF EDU						
5101E121066E1N03113	SEC 402 PT-SELECTIVE TRAFF EDU						
5101E121066E1N03114	SEC 402 PT-SELECTIVE TRAFF EDU						
5101E121066E1N03115	SEC 402 PT-SELECTIVE TRAFF EDU						
5101E121066E1N03220	SEC 402 PT-SELECTIVE TRAFF EDU						
5101E121066E1N03230	SEC 402 PT-SELECTIVE TRAFF EDU	7,433.97	7,433.97	7,425.16		8.81	
5101E121066E1N03240	SEC 402 PT-SELECTIVE TRAFF EDU						
5101E121066E1N03250	SEC 402 PT-SELECTIVE TRAFF EDU						
5101E121066E1N03280	SEC 402 PT-SELECTIVE TRAFF EDU						
5101E121066E1N03450	SEC 402 PT-SELECTIVE TRAFF EDU						
<b>E1N03 PROGRAM TOTALS</b>		<b>7,433.97</b>	<b>7,433.97</b>	<b>7,425.16</b>		<b>8.81</b>	
66	<b>DIVISION TOTALS</b>	<b>72,150.61</b>	<b>72,150.61</b>	<b>71,108.78</b>		<b>1,041.83</b>	
10	<b>DEPARTMENT TOTALS:</b>	<b>72,150.61</b>	<b>72,150.61</b>	<b>71,108.78</b>		<b>1,041.83</b>	
E12	<b>APYTP+FY TOTALS:</b>	<b>72,150.61</b>	<b>72,150.61</b>	<b>71,108.78</b>		<b>1,041.83</b>	
101	<b>FUND TOTALS:</b>						

User ID : DEWMATAT  
 To date : 9/2012  
 Account : 5101E121065E1\*05  
 Dept/Division :

Exclude Object Codes:

Account Number	Account Name	Tot Appropriation	YTD Allotment	YTD Expenditures	O/S Encumbrance	Available Funds	Unallotted Balance
5101E121065E1C05111	SEC 402 TR-TRAF REC INF MGT SY	4,690.08	4,690.08	4,690.08			
5101E121065E1C05113	SEC 402 TR-TRAF REC INF MGT SY	1,901.46	1,901.46	1,901.46			
5101E121065E1C05114	SEC 402 TR-TRAF REC INF MGT SY						
5101E121065E1C05115	SEC 402 TR-TRAF REC INF MGT SY						
5101E121065E1C05220	SEC 402 TR-TRAF REC INF MGT SY						
5101E121065E1C05230	SEC 402 TR-TRAF REC INF MGT SY						
5101E121065E1C05240	SEC 402 TR-TRAF REC INF MGT SY						
5101E121065E1C05250	SEC 402 TR-TRAF REC INF MGT SY						
5101E121065E1C05450	SEC 402 TR-TRAF REC INF MGT SY						
<b>-----</b>							
<b>E1C05 PROGRAM TOTALS</b>	<b>Count:</b>		<b>9</b>				
<b>6,591.54 /</b>	<b>6,591.54</b>			<b>6,591.54 /</b>			
<b>-----</b>							
5101E121065E1N05111	SEC 402 TR-TRAF REC INFO MGMT	21,496.00	20,100.32	20,100.32			1,395.68
5101E121065E1N05113	SEC 402 TR-TRAF REC INFO MGMT	8,149.88	7,799.79	7,799.79			350.09
5101E121065E1N05220	SEC 402 TR-TRAF REC INFO MGMT						
5101E121065E1N05230	SEC 402 TR-TRAF REC INFO MGMT						
5101E121065E1N05240	SEC 402 TR-TRAF REC INFO MGMT						
5101E121065E1N05250	SEC 402 TR-TRAF REC INFO MGMT						
5101E121065E1N05450	SEC 402 TR-TRAF REC INFO MGMT						
<b>-----</b>							
<b>E1N05 PROGRAM TOTALS</b>	<b>Count:</b>		<b>7</b>				
<b>29,645.88 /</b>	<b>27,900.11</b>			<b>27,900.11 /</b>			<b>1,745.77</b>
<b>-----</b>							
<b>65 DIVISION TOTALS</b>	<b>Count:</b>		<b>16</b>				
<b>36,237.42</b>	<b>34,491.65</b>			<b>34,491.65</b>			<b>1,745.77</b>
<b>-----</b>							
<b>10 DEPARTMENT TOTALS:</b>	<b>Count:</b>		<b>16</b>				
<b>36,237.42</b>	<b>34,491.65</b>			<b>34,491.65</b>			<b>1,745.77</b>
<b>-----</b>							
<b>E12 APTYP+PY TOTALS:</b>	<b>Count:</b>		<b>16</b>				
<b>36,237.42</b>	<b>34,491.65</b>			<b>34,491.65</b>			<b>1,745.77</b>
<b>-----</b>							
<b>101 FUND TOTALS:</b>	<b>Count:</b>		<b>16</b>				
<b>36,237.42</b>	<b>34,491.65</b>			<b>34,491.65</b>			<b>1,745.77</b>
<b>-----</b>							
<b>FINAL TOTALS</b>	<b>Count:</b>		<b>16</b>				
<b>36,237.42</b>	<b>34,491.65</b>			<b>34,491.65</b>			<b>1,745.77</b>



61,325.96	61,325.96	61,325.96
FINAL TOTALS	Count:	18
61,325.96	61,325.96	61,325.96

User ID : DPWMATAT  
 To date : 9/2012  
 Account : 5101E121066EI\*40 Exclude Object Codes:  
 Dept/Division :

Account Number	Account Name	TOT APPROPRIATION	YTD Allotment	YTD Expenditures	O/S Encumbrance	Available Funds	Unallotted Balance
5101E121066EIC40111	SEC 408 K9-STA TRAF SAF INF SY	44,418.07	41,060.40	41,060.40			3,357.67
5101E121066EIC40113	SEC 408 K9-STA TRAF SAF INF SY	14,220.33	13,307.91	13,307.91			912.42
5101E121066EIC40114	SEC 408 K9-STA TRAF SAF INF SY						
5101E121066EIC40115	SEC 408 K9-STA TRAF SAF INF SY						
5101E121066EIC40230	SEC 408 K9-STA TRAF SAF INF SY	647,193.21	466,911.12	466,911.12			180,282.09
<b>EIC40 PROGRAM TOTALS</b>		<b>705,831.61</b>	<b>521,279.43</b>	<b>521,279.43</b>			<b>184,552.18</b>
5101E121066EIN40230 SECTION 408 K9-STATE TRAF INFO		500,000.00					500,000.00
<b>EIN40 PROGRAM TOTALS</b>		<b>500,000.00</b>	<b>Count: 1</b>				<b>500,000.00</b>
<b>66 DIVISION TOTALS</b>		<b>1,205,831.61</b>	<b>Count: 6</b>	<b>521,279.43</b>	<b>521,279.43</b>		<b>684,552.18</b>
<b>10 DEPARTMENT TOTALS:</b>		<b>1,205,831.61</b>	<b>Count: 6</b>	<b>521,279.43</b>	<b>521,279.43</b>		<b>684,552.18</b>
<b>E12 APTYP+FY TOTALS:</b>		<b>1,205,831.61</b>	<b>Count: 6</b>	<b>521,279.43</b>	<b>521,279.43</b>		<b>684,552.18</b>
<b>101 FUND TOTALS:</b>		<b>1,205,831.61</b>	<b>Count: 6</b>	<b>521,279.43</b>	<b>521,279.43</b>		<b>684,552.18</b>
<b>FINAL TOTALS</b>		<b>1,205,831.61</b>	<b>Count: 6</b>	<b>521,279.43</b>	<b>521,279.43</b>		<b>684,552.18</b>

User ID : DPWMATAT  
 To date : 9/2012  
 Account : 5101E121066E1\*17  
 Dept/Division :

Exclude Object Codes:

Account Number	Account Name				
Tot Appropriation	YTD Allotment	YTD Expenditures	O/S Encumbrance	Available Funds	Unallotted Balance
5101E121066E1C17230	PAID MEDIA				
-----					
EIC17 PROGRAM TOTALS	Count:	1			
-----					
5101E121066E1N17230	SEC 402 PM - PAID MEDIA				
14,290.00	14,290.00	14,290.00			
-----					
EIN17 PROGRAM TOTALS	Count:	1			
14,290.00 /	14,290.00	14,290.00 /			
-----					
66 DIVISION TOTALS	Count:	2			
14,290.00	14,290.00	14,290.00			
-----					
10 DEPARTMENT TOTALS:	Count:	2			
14,290.00	14,290.00	14,290.00			
-----					
E12 APTYP+FY TOTALS:	Count:	2			
14,290.00	14,290.00	14,290.00			
-----					
101 FUND TOTALS:	Count:	2			
14,290.00	14,290.00	14,290.00			
-----					
FINAL TOTALS	Count:	2			
14,290.00	14,290.00	14,290.00			

User ID. . . : DPWMATAT  
 To date. . . : 9/2012  
 Account. . . : 5101E121066E1\*19  
 Dept/Division :

Exclude Object Codes:

Account Number	Account Name	Tot Appropriation	YTD Allotment	YTD Expenditures	O/S Encumbrance	Available Funds	Unallotted Balance
5101E121066E1C19230	SEC 405 OP K2PM - PAID MEDIA	3,624.00	3,300.00	3,300.00			324.00
<b>E1C19 PROGRAM TOTALS</b>		<b>3,624.00</b>	<b>3,300.00</b>	<b>3,300.00</b>			<b>324.00</b>
		Count: 1					
5101E121066E1I19230	SEC 405 OP-K2PM PAID MEDIA	5,000.00					5,000.00
<b>E1I19 PROGRAM TOTALS</b>		<b>5,000.00</b>					<b>5,000.00</b>
		Count: 1					
<b>66</b>	<b>DIVISION TOTALS</b>	<b>8,624.00</b>	<b>3,300.00</b>	<b>3,300.00</b>			<b>5,324.00</b>
		Count: 2					
<b>10</b>	<b>DEPARTMENT TOTALS:</b>	<b>8,624.00</b>	<b>3,300.00</b>	<b>3,300.00</b>			<b>5,324.00</b>
		Count: 2					
<b>E12</b>	<b>APTFY+FY TOTALS:</b>	<b>8,624.00</b>	<b>3,300.00</b>	<b>3,300.00</b>			<b>5,324.00</b>
		Count: 2					
<b>101</b>	<b>FUND TOTALS:</b>	<b>8,624.00</b>	<b>3,300.00</b>	<b>3,300.00</b>			<b>5,324.00</b>
		Count: 2					
<b>FINAL TOTALS</b>		<b>8,624.00</b>	<b>3,300.00</b>	<b>3,300.00</b>			<b>5,324.00</b>
		Count: 2					

Run Date : 7/15/14  
 Run Time : 15:17:24  
 User ID : DPWUENB

FOIA A/R Transaction List

Page : 1  
 Program: PRTFTRN

Account Id : 5101E1310  
 G/L account :  
 Document :  
 Trans code(s) : 103 104

From trans date: / / To trans date : / /  
 From add date : / / To add date : / /  
 Add user : CFDA No :  
 Trans amt :

AccountId	G/L Account	Cde	Document	Trans Date	Trans Amt	Add UserId	Add Date
5101E131066EIC05	110111220	103	J13FED0103	2/12/2013	1745.77-	PSTAJVFG	2/13/2013
5101E131066EIN05	110111220	103	J13FED0103	2/12/2013	9845.66-	PSTAJVFG	2/13/2013
5101E131066EIN05	110111220	103	J13FED0124	3/11/2013	2732.64-	PSTAJVFG	3/12/2013
5101E131066EIN05	110111220	103	J13FED0151	4/15/2013	2732.64-	PSTAJVFG	4/16/2013
5101E131066EIN05	110111220	103	J14FED0008	10/10/2013	14200.77-	PSTAJVFG	10/11/2013
5101E131066EIC01	110111220	103	J13FED0103	2/12/2013	9870.51-	PSTAJVFG	2/13/2013
5101E131066EIC01	110111220	103	J13FED0195	6/ 5/2013	11538.28-	PSTAJVFG	6/ 6/2013
5101E131066EIC01	110111220	103	J14FED0008	10/10/2013	2492.22-	PSTAJVFG	10/11/2013
5101E131066EIC01	110111220	103	J14FED0051	12/12/2013	795.00-	PSTAJVFG	12/16/2013
5101E131066EIC02	110111220	103	J13FED0103	2/12/2013	16216.00-	PSTAJVFG	2/13/2013
5101E131066EIC02	110111220	103	J14FED0051	12/12/2013	9514.71-	PSTAJVFG	12/16/2013
5101E131066EIC20	110111220	103	J13FED0091	1/29/2013	10115.79-	PSTAJVFG	1/31/2013
5101E131066EIC20	110111220	103	J13FED0103	2/12/2013	4502.18-	PSTAJVFG	2/13/2013
5101E131066EIC20	110111220	103	J13FED0124	3/11/2013	7953.27-	PSTAJVFG	3/12/2013
5101E131066EIC20	110111220	103	J13FED0151	4/15/2013	4502.18-	PSTAJVFG	4/16/2013
5101E131066EIC20	110111220	103	J13FED0195	6/ 5/2013	11885.37-	PSTAJVFG	6/ 6/2013
5101E131066EIC20	110111220	103	J13FED0239	7/31/2013	5704.00-	PSTAJVFG	8/ 2/2013
5101E131066EIC20	110111220	103	J14FED0008	10/10/2013	2251.09-	PSTAJVFG	10/11/2013
5101E131066EIC40	110111220	103	J13FED0091	1/29/2013	23922.04-	PSTAJVFG	1/31/2013
5101E131066EIC40	110111220	103	J13FED0103	2/12/2013	104108.44-	PSTAJVFG	2/13/2013
5101E131066EIC40	110111220	103	J13FED0124	3/11/2013	23154.02-	PSTAJVFG	3/12/2013
5101E131066EIC40	110111220	103	J13FED0151	4/15/2013	73408.44-	PSTAJVFG	4/16/2013
5101E131066EIC40	110111220	103	J13FED0195	6/ 5/2013	123689.53-	PSTAJVFG	6/ 6/2013
5101E131066EIC40	110111220	103	J13FED0239	7/31/2013	127619.76-	PSTAJVFG	8/ 2/2013
5101E131066EIC40	110111220	103	J14FED0008	10/10/2013	41400.00-	PSTAJVFG	10/11/2013
5101E131066EIN01	110111220	103	J13FED0103	2/12/2013	53722.90-	PSTAJVFG	12/16/2013
5101E131066EIN01	110111220	103	J13FED0124	3/11/2013	30777.80-	PSTAJVFG	2/13/2013
5101E131066EIN01	110111220	103	J13FED0195	6/ 5/2013	35964.17-	PSTAJVFG	3/12/2013
5101E131066EIN01	110111220	103	J13FED0239	7/31/2013	28009.46-	PSTAJVFG	6/ 6/2013
5101E131066EIN01	110111220	103	J14FED0008	10/10/2013	11280.31-	PSTAJVFG	8/ 2/2013
5101E131066EIN01	110111220	103	J14FED0051	12/12/2013	74892.87-	PSTAJVFG	10/11/2013
5101E131066EIN02	110111220	103	J13FED0103	2/12/2013	85465.30-	PSTAJVFG	12/16/2013
5101E131066EIN02	110111220	103	J13FED0124	3/11/2013	14717.96-	PSTAJVFG	2/13/2013
5101E131066EIN02	110111220	103	J13FED0151	4/15/2013	2723.94-	PSTAJVFG	3/12/2013
5101E131066EIN02	110111220	103	J14FED0008	10/10/2013	10277.98-	PSTAJVFG	4/16/2013
5101E131066EIN02	110111220	103	J14FED0051	12/12/2013	52175.97-	PSTAJVFG	10/11/2013
5101E131066EIN03	110111220	103	J14FED0024	3/11/2013	6915.33-	PSTAJVFG	12/16/2013
5101E131066EIN03	110111220	103	J13FED0151	4/15/2013	642.60-	PSTAJVFG	3/12/2013
5101E131066EIN03	110111220	103	J13FED0239	7/31/2013	2237.06-	PSTAJVFG	4/16/2013
5101E131066EIN03	110111220	103	J14FED0008	10/10/2013	479.66-	PSTAJVFG	8/ 2/2013
5101E131066EIN03	110111220	103	J14FED0051	12/12/2013	1378.96-	PSTAJVFG	10/11/2013
5101E131066EIN11	110111220	103	J14FED0051	12/12/2013	23000.00-	PSTAJVFG	12/16/2013
5101E131066EIN12	110111220	103	J14FED0051	12/12/2013	3543.57-	PSTAJVFG	12/16/2013
5101E131066EIN13	110111220	103	J14FED0051	12/12/2013	9333.52-	PSTAJVFG	12/16/2013
5101E131066EIN15	110111220	103	J14FED0051	12/12/2013	28684.09-	PSTAJVFG	12/16/2013
5101E131066EIN15	110111220	103	J14FED0008	10/10/2013	16404.78-	PSTAJVFG	10/11/2013
5101E131066EIN15	110111220	103	J14FED0051	12/12/2013	1244.22-	PSTAJVFG	12/16/2013
5101E131066EIN17	110111220	103	J13FED0195	6/ 5/2013	14499.00-	PSTAJVFG	6/ 6/2013

29,511.71

24,646.01

25,730.71

46,913.88

571,025.13

244,389.91

86,811.18

27,738.28

17,649.2

DPW DUENB  
7/15/14

Appropriation Accounts  
Period Ending 09/2013

WRKAPPN  
16:08:32

Position to Account . . . . . 5101E1310

FY 2013

Appropriation account number : 5101E1310  
Obligation end date . . . . . :

Original Appropriation . . . . . : 1,320,195.65  
Budget Adjustments . . . . . : 488,489.37  
Total Appropriation . . . . . : 1,808,685.02

Current Period

Year To Date

Allotments . . . . . : 1,808,685.02  
Expenditures . . . . . : 1,260,850.27  
Outstanding Encumbrances . . . . . : 60,794.02

1,321,644.29 <

Funds Available . . . . . : 487,040.73  
Unallotted Balance . . . . . :  
Funds in Reserve . . . . . :

User ID : DPWMATAT  
 To date : 9/2013  
 Account : S101E131066E1\*02  
 Dept/Division :

Exclude Object Codes:

Account Number	Account Name	YTD Allotment	YTD Expenditures	O/S Encumbrance	Available Funds	Unallotted Balance
<u>Tot Appropriation</u>						
5101E131066E1C02111 SEC 402 OP-OCCUPANT PROT(PI&E)		14,430.89	14,430.89			
5101E131066E1C02113 SEC 402 OP-OCCUPANT PROT(PI&E)		6,753.32	6,753.32			
5101E131066E1C02220 SEC 402 OP-OCCUPANT PROT(PI&E)						
5101E131066E1C02240 SEC 402 OP-OCCUPANT PROT(PI&E)						
5101E131066E1C02280 SEC 402 OP-OCCUPANT PROT(PI&E)						
<hr/>						
<b>RIC02 PROGRAM TOTALS</b>	<b>Count:</b>	<b>5</b>				
21,184.21 /	21,184.21		21,184.21 /			
<hr/>						
5101E131066E1N02111 SEC 402 OP-OCCUPANT PROT(PI&E)		50,650.31	50,650.31			
5101E131066E1N02113 SEC 402 OP-OCCUPANT PROT(PI&E)		22,269.68	22,269.68			
5101E131066E1N02220 SEC 402 OP-OCCUPANT PROT(PI&E)		13,427.78	13,427.78		1,224.00	
5101E131066E1N02280 SEC 402 OP-OCCUPANT PROT(PI&E)		18,500.00	18,500.00	11,812.59	5,000.00	
<hr/>						
<b>ING02 PROGRAM TOTALS</b>	<b>Count:</b>	<b>4</b>				
104,847.77	104,847.77		86,811.18	11,812.59	6,224.00	
<hr/>						
<b>66 DIVISION TOTALS</b>	<b>Count:</b>	<b>9</b>				
126,031.98	126,031.98		107,995.39	11,812.59	6,224.00	
<hr/>						
<b>10 DEPARTMENT TOTALS:</b>	<b>Count:</b>	<b>9</b>				
126,031.98	126,031.98		107,995.39	11,812.59	6,224.00	
<hr/>						
<b>E13 APTYP+FY TOTALS:</b>	<b>Count:</b>	<b>9</b>				
126,031.98	126,031.98		107,995.39	11,812.59	6,224.00	
<hr/>						
<b>101 FUND TOTALS:</b>	<b>Count:</b>	<b>9</b>				
126,031.98	126,031.98		107,995.39	11,812.59	6,224.00	
<hr/>						
<b>FINAL TOTALS</b>	<b>Count:</b>	<b>9</b>				
126,031.98	126,031.98		107,995.39	11,812.59	6,224.00	

*98,423.77*

User ID . . . : DPWMATAT  
 To date . . . : 9/2013  
 Account . . . : 5101E131065E1\*05  
 Dept/Division :

Exclude Object Codes:

Account Number	Account Name	Tot Appropriation	YTD Allotment	YTD Expenditures	G/S Encumbrance	Available Funds	Unallotted Balance
5101E131065E1C05111	SEC 402 TR-TRAF REC INF MGT SY	1,853.70	1,853.70	1,395.68		458.02	
5101E131065E1C05113	SEC 402 TR-TRAF REC INF MGT SY	527.29	527.29	350.09		177.20	
5101E131065E1C05220	SEC 402 TR-TRAF REC INF MGT SY						
5101E131065E1C05230	SEC 402 TR-TRAF REC INF MGT SY						
5101E131065E1C05240	SEC 402 TR-TRAF REC INF MGT SY						
5101E131065E1C05450	SEC 402 TR-TRAF REC INF MGT SY						
-----							
<b>E1C05 PROGRAM TOTALS</b>		<b>2,380.99</b>	<b>Count: 2,380.99</b>	<b>6</b>	<b>1,745.77 /</b>	<b>635.22</b>	
-----							
5101E131065E1N05111	SEC 402 TR-TRAF REC INFO MGMT	24,601.12	24,601.12	23,919.76		681.36	
5101E131065E1N05113	SEC 402 TR-TRAF REC INFO MGMT	11,273.70	11,273.70	10,667.80		605.90	
-----							
<b>E1N05 PROGRAM TOTALS</b>		<b>35,874.82 /</b>	<b>Count: 35,874.82</b>	<b>2</b>	<b>34,587.56 /</b>	<b>1,287.26</b>	
-----							
<b>65 DIVISION TOTALS</b>		<b>38,255.81</b>	<b>Count: 38,255.81</b>	<b>8</b>	<b>36,333.33</b>	<b>1,922.48</b>	
-----							
<b>10 DEPARTMENT TOTALS:</b>		<b>38,255.81</b>	<b>Count: 38,255.81</b>	<b>8</b>	<b>36,333.33</b>	<b>1,922.48</b>	
-----							
<b>E13 APTYP+FY TOTALS:</b>		<b>38,255.81</b>	<b>Count: 38,255.81</b>	<b>8</b>	<b>36,333.33</b>	<b>1,922.48</b>	
-----							
<b>101 FUND TOTALS:</b>		<b>38,255.81</b>	<b>Count: 38,255.81</b>	<b>8</b>	<b>36,333.33</b>	<b>1,922.48</b>	
-----							
<b>FINAL TOTALS</b>		<b>38,255.81</b>	<b>Count: 38,255.81</b>	<b>8</b>	<b>36,333.33</b>	<b>1,922.48</b>	



User ID . . . : BPWMATAT  
 To date . . . : 9/2013  
 Account . . . : 5101E131066EI\*09  
 Dept/Division :

Exclude Object Codes:

Account Number	Account Name	Tot Appropriation	YTD Allotment	YTD Expenditures	O/S Encumbrance	Available Funds	Unalloted Balance
5101E131066EIC09240	SEC 402 - ROADWAY SAFETY						
-----							
EIC09	PROGRAM TOTALS		Count:	1			
-----							
66	DIVISION TOTALS		Count:	1			
-----							
10	DEPARTMENT TOTALS:		Count:	1			
-----							
E13	APTYP+FY TOTALS:		Count:	1			
-----							
101	FUND TOTALS:		Count:	1			
-----							
FINAL	TOTALS		Count:	1			

User ID . . . : DPWMATAT  
 To date . . . : 9/2013  
 Account . . . : S101E131066EI\*41  
 Dept/Division : Exclude Object Codes:

Account Number	Account Name	Tot Appropriation	YTD Allotment	YTD Expenditures	O/S Encumbrance	Available Funds	Unallotted Balance
S101E131066EIC41250	SEC 406 K4-SEATEBELT INCENTIVE						
-----							
EIC41	PROGRAM TOTALS		Count:	1			
-----							
66	DIVISION TOTALS		Count:	1			
-----							
10	DEPARTMENT TOTALS:		Count:	1			
-----							
E13	APTYP+EY TOTALS:		Count:	1			
-----							
101	FUND TOTALS:		Count:	1			
-----							
FINAL	TOTALS		Count:	1			

User ID : DPWMATAT  
 To date : 9/2013  
 Account : 5101E131066E1\*20  
 Dept/Division :

Exclude Object Codes:

Account Number	Account Name	YTD Allotment	YTD Expenditures	O/S Encumbrance	Available Funds	Unallotted Balance
5101E131066E1C20111	SEC 405 OP-K2 OCCUP PROT INCEN	21,286.80	21,286.80			
5101E131066E1C20113	SEC 405 OP-K2 OCCUP PROT INCEN	9,088.80	9,088.80			
5101E131066E1C20220	SEC 405 OP-K2 OCCUP PROT INCEN	12,540.14	12,540.14		2,905.86	
5101E131066E1C20230	SEC 405 OP-K2 OCCUP PROT INCEN	1,200.00	1,200.00			
5101E131066E1C20240	SEC 405 OP-K2 OCCUP PROT INCEN	300.00	300.00			
5101E131066E1C20250	SEC 405 OP-K2 OCCUP PROT INCEN	5,404.00	5,404.00			
5101E131066E1C20280	SEC 405 OP-K2 OCCUP PROT INCEN					
5101E131066E1C20450	SEC 405 OP-K2 OCCUP PROT INCEN					
-----						
<b>BIC20 PROGRAM TOTALS</b>	<b>Count:</b>	<b>8</b>				
49,819.74	49,819.74		46,913.88		2,905.86	
-----						
5101E131066E1N20220	SEC 405 OP-K2 OCCUPANT PROTECT					
5101E131066E1N20230	SEC 405 OP-K2 OCCUPANT PROTECT					
5101E131066E1N20250	SEC 405 OP-K2 OCCUPANT PROTECT					
5101E131066E1N20280	SEC 405 OP-K2 OCCUPANT PROTECT					
-----						
<b>E1N20 PROGRAM TOTALS</b>	<b>Count:</b>	<b>4</b>				
-----						
<b>66 DIVISION TOTALS</b>	<b>Count:</b>	<b>12</b>				
49,819.74	49,819.74		46,913.88		2,905.86	
-----						
<b>10 DEPARTMENT TOTALS:</b>	<b>Count:</b>	<b>12</b>				
49,819.74	49,819.74		46,913.88		2,905.86	
-----						
<b>E13 APTYP+FY TOTALS:</b>	<b>Count:</b>	<b>12</b>				
49,819.74	49,819.74		46,913.88		2,905.86	
-----						
<b>101 FUND TOTALS:</b>	<b>Count:</b>	<b>12</b>				
49,819.74	49,819.74		46,913.88		2,905.86	
-----						
<b>FINAL TOTALS</b>	<b>Count:</b>	<b>12</b>				
49,819.74	49,819.74		46,913.88		2,905.86	

User ID : DPWMATAT  
 To date : 9/2013  
 Account : 5101E131066E1\*11  
 Dept/Division :

Exclude Object Codes:

Account Number	Account Name			O/S Encumbrance	Available Funds	Unallotted Balance
<u>Tot Appropriation</u>	<u>YTD Allotment</u>	<u>YTD Expenditures</u>				
5101E131066EIN11230	SEC 405B M2HVE - MAP21 OP LOW					
14,499.00	14,499.00			14,499.00		
5101E131066EIN11280	SEC 405B M2HVE - MAP21 OP LOW					
15,000.00	15,000.00	3,543.57		6,456.43	5,000.00	
-----						
<b>RIN11 PROGRAM TOTALS</b>	<b>Count:</b>	<b>2</b>	<b>24,499.00</b>			
29,499.00	29,499.00	3,543.57		20,955.43	5,000.00	
-----						
<b>66 DIVISION TOTALS</b>	<b>Count:</b>	<b>2</b>				
29,499.00	29,499.00	3,543.57		20,955.43	5,000.00	
-----						
<b>10 DEPARTMENT TOTALS:</b>	<b>Count:</b>	<b>2</b>				
29,499.00	29,499.00	3,543.57		20,955.43	5,000.00	
-----						
<b>E13 APTYP+FY TOTALS:</b>	<b>Count:</b>	<b>2</b>				
29,499.00	29,499.00	3,543.57		20,955.43	5,000.00	
-----						
<b>101 FUND TOTALS:</b>	<b>Count:</b>	<b>2</b>				
29,499.00	29,499.00	3,543.57		20,955.43	5,000.00	
-----						
<b>FINAL TOTALS</b>	<b>Count:</b>	<b>2</b>				
29,499.00	29,499.00	3,543.57		20,955.43	5,000.00	

User ID . . . : DPWMATAT  
 To date . . . : 9/2013  
 Account . . . : S101E131066EY\*13 Exclude Object Codes:  
 Dept/Division :

Account Number	Account Name	YTD Allotment	YTD Expenditures	O/S Encumbrance	Available Funds	Unallotted Balance
5101E131066EIN13111	SEC 405B M2FE - LOW PUB EDUCTN	24,115.41	23,163.92		951.49	
5101E131066EIN13113	SEC 405B M2FE - LOW PUB EDUCTN	9,226.43	9,226.43			
5101E131066EIN13220	SEC 405B M2FE - LOW PUB EDUCTN					
5101E131066EIN13230	SEC 405B M2FE - LOW PUB EDUCTN	41,917.95	11,340.00		30,577.95	
5101E131066EIN13240	SEC 405B M2FE - LOW PUB EDUCTN	2,250.00	840.24		1,409.76	
5101E131066EIN13250	SEC 405B M2FE - LOW PUB EDUCTN	3,500.00	2,187.00		1,313.00	
5101E131066EIN13450	SEC 405B M2FE - LOW PUB EDUCTN					
-----						
E13 PROGRAM TOTALS	Count:	7				
81,009.79	81,009.79	46,757.59			34,252.20	
-----						
66 DIVISION TOTALS	Count:	7				
81,009.79	81,009.79	46,757.59			34,252.20	
-----						
10 DEPARTMENT TOTALS:	Count:	7				
81,009.79	81,009.79	46,757.59			34,252.20	
-----						
E13 APTYP+EY TOTALS:	Count:	7				
81,009.79	81,009.79	46,757.59			34,252.20	
-----						
101 FUND TOTALS:	Count:	7				
81,009.79	81,009.79	46,757.59			34,252.20	
-----						
FINAL TOTALS	Count:	7				
81,009.79	81,009.79	46,757.59			34,252.20	

User ID : DPWMATAT  
 To date : 9/2013  
 Account : 5101E131066EI\*15  
 Dept/Division :

Exclude Object Codes:

Account Number	Account Name	Tot Appropriation	YTD Allotment	YTD Expenditures	O/S Encumbrance	Available Funds	Unallotted Balance
5101E131066EIN15111	SEC 405C M3DA - DATA PROGRAM	14,148.00	14,148.00	13,383.36		764.64	
5101E131066EIN15113	SEC 405C M3DA - DATA PROGRAM	4,310.00	4,310.00	4,265.64		44.36	
5101E131066EIN15220	SEC 405C M3DA - DATA PROGRAM						
5101E131066EIN15230	SEC 405C M3DA - DATA PROGRAM	110,803.12	110,803.12			110,803.12	
EIN15 PROGRAM TOTALS		Count:	4	17,649.00		111,612.12	
66	DIVISION TOTALS	Count:	4	17,649.00		111,612.12	
10	DEPARTMENT TOTALS:	Count:	4	17,649.00		111,612.12	
E13	APTYP+FY TOTALS:	Count:	4	17,649.00		111,612.12	
101	FUND TOTALS:	Count:	4	17,649.00		111,612.12	
FINAL TOTALS		Count:	4	17,649.00		111,612.12	

User ID : DPWMATAT  
 To date : 9/2013  
 Account : 5101E131066E1\*22  
 Dept/Division :

Exclude Object Codes:

Account Number	Account Name	Tot Appropriation	YTD Allotment	YTD Expenditures	O/S Encumbrance	Available Funds	Unallotted Balance
5101E131066EIN22230	SEC 405E M8TS DD TRAFFIC SIGNS	5,400.00	5,400.00			5,400.00	
5101E131066EIN22240	SEC 405E M8TS DD TRAFFIC SIGNS						
5101E131066EIN22250	SEC 405E M8TS DD TRAFFIC SIGNS						
-----							
EIN22	PROGRAM TOTALS	Count:	3				
	5,400.00	5,400.00				5,400.00	
-----							
66	DIVISION TOTALS	Count:	3				
	5,400.00	5,400.00				5,400.00	
-----							
10	DEPARTMENT TOTALS:	Count:	3				
	5,400.00	5,400.00				5,400.00	
-----							
E13	APTYP+FY TOTALS:	Count:	3				
	5,400.00	5,400.00				5,400.00	
-----							
101	FUND TOTALS:	Count:	3				
	5,400.00	5,400.00				5,400.00	
-----							
FINAL	TOTALS	Count:	3				
	5,400.00	5,400.00				5,400.00	

User ID . . . : DPWMATAT  
 To date . . . : 9/2013  
 Account . . . : 5101E131066E1\*24  
 Dept/Division :

Exclude Object Codes:

Account Number	Account Name	YTD Allotment	YTD Expenditures	O/S Encumbrance	Available Funds	Unallotted Balance
5101E131066E1N24220	SEC 405E M8*TR DD TRAFFIC REC	20,000.00	20,000.00		20,000.00	
-----						
RIN24	PROGRAM TOTALS	Count: 1			20,000.00	
	20,000.00	20,000.00			20,000.00	
-----						
66	DIVISION TOTALS	Count: 1			20,000.00	
	20,000.00	20,000.00			20,000.00	
-----						
10	DEPARTMENT TOTALS:	Count: 1			20,000.00	
	20,000.00	20,000.00			20,000.00	
-----						
E13	APYTP+FY TOTALS:	Count: 1			20,000.00	
	20,000.00	20,000.00			20,000.00	
-----						
101	FUND TOTALS:	Count: 1			20,000.00	
	20,000.00	20,000.00			20,000.00	
-----						
FINAL	TOTALS	Count: 1			20,000.00	
	20,000.00	20,000.00			20,000.00	



Run Date . . : 7/11/14  
 Run Time . . : 11:38:18  
 User ID . . . : DFWMATAT

FGIA A/R Transaction List

Page . . . . : 1  
 Program : PRTFTRN

Account Id . . : 5101E14106  
 G/L account . . :  
 Document . . . :  
 Trans code(s) : 103 104

From trans date: 10/ 1/2013 To trans date : 6/30/2014  
 From add date : / / To add date . . : / /  
 Add user . . . : CFDA No . . . :  
 Trans amt . . . :

AccountId	G/L Account	Cde	Document	Trans Date	Trans Amt	Add UserId	Add Date
5101E141062CHC02	110111220	103	J14FED0132	3/25/2014	7471.68-	PSTAJVFG	3/26/2014
5101E141062CHN02	110111220	103	J14FED0132	3/25/2014	15286.49-	PSTAJVFG	3/26/2014
5101E141062DHC03	110111220	103	J14FED0132	3/25/2014	14038.87-	PSTAJVFG	3/26/2014
5101E141062DHN03	110111220	103	J14FED0132	3/25/2014	12197.02-	PSTAJVFG	3/26/2014
5101E141062EHC04	110111220	103	J14FED0132	3/25/2014	4167.84-	PSTAJVFG	3/26/2014
5101E141062EHN04	110111220	103	J14FED0132	3/25/2014	8410.11-	PSTAJVFG	3/26/2014
5101E141065BHC22	110111220	103	J14FED0132	3/25/2014	28639.19-	PSTAJVFG	3/26/2014
5101E141065BHN22	110111220	103	J14FED0132	3/25/2014	8811.77-	PSTAJVFG	3/26/2014
5101E141065EHC43	110111220	103	J14FED0132	3/25/2014	17078.76-	PSTAJVFG	3/26/2014
5101E141066UHC52	110111220	103	J14FED0132	3/25/2014	34750.00-	PSTAJVFG	3/26/2014
-5101E141062AHC05	110111220	103	J14FED0165	4/30/2014	1764.60-	PSTAJVFG	5/ 5/2014
5101E141062AHN05	110111220	103	J14FED0165	4/30/2014	2086.79-	PSTAJVFG	5/ 5/2014
5101E141062BHC01	110111220	103	J14FED0165	4/30/2014	13665.61-	PSTAJVFG	5/ 5/2014
5101E141062BHN01	110111220	103	J14FED0165	4/30/2014	41616.32-	PSTAJVFG	5/ 5/2014
5101E141062CHC02	110111220	103	J14FED0165	4/30/2014	2624.49-	PSTAJVFG	5/ 5/2014
5101E141062CHN02	110111220	103	J14FED0165	4/30/2014	2624.49-	PSTAJVFG	5/ 5/2014
5101E141062DHC03	110111220	103	J14FED0165	4/30/2014	2901.79-	PSTAJVFG	5/ 5/2014
5101E141062DHN03	110111220	103	J14FED0165	4/30/2014	4619.40-	PSTAJVFG	5/ 5/2014
5101E141062EHN04	110111220	103	J14FED0165	4/30/2014	2823.42-	PSTAJVFG	5/ 5/2014
5101E141065BHC22	110111220	103	J14FED0165	4/30/2014	571.50-	PSTAJVFG	5/ 5/2014
5101E141065BHN22	110111220	103	J14FED0165	4/30/2014	4692.20-	PSTAJVFG	5/ 5/2014
5101E141066UHC52	110111220	103	J14FED0165	4/30/2014	12000.00-	PSTAJVFG	5/ 5/2014
5101E141062AHN05	110111220	103	J14FED0185	5/27/2014	4867.17-	PSTAJVFG	5/29/2014
5101E141062BACC1	110111220	103	J14FED0185	5/27/2014	2339.79-	PSTAJVFG	5/29/2014
5101E141062BHN01	110111220	103	J14FED0185	5/27/2014	19788.86-	PSTAJVFG	5/29/2014
5101E141062BPN01	110111220	103	J14FED0185	5/27/2014	1663.04-	PSTAJVFG	5/29/2014
5101E141062CHN02	110111220	103	J14FED0185	5/27/2014	8860.42-	PSTAJVFG	5/29/2014
5101E141062DHC03	110111220	103	J14FED0185	5/27/2014	612.00-	PSTAJVFG	5/29/2014
5101E141062DHN03	110111220	103	J14FED0185	5/27/2014	7772.28-	PSTAJVFG	5/29/2014
5101E141062EHN04	110111220	103	J14FED0185	5/27/2014	7322.43-	PSTAJVFG	5/29/2014
5101E141065BHC21	110111220	103	J14FED0185	5/27/2014	2339.79-	PSTAJVFG	5/29/2014
5101E141065BHN22	110111220	103	J14FED0185	5/27/2014	4692.20-	PSTAJVFG	5/29/2014
5101E141065WHC51	110111220	103	J14FED0185	5/27/2014	225.00-	PSTAJVFG	5/29/2014

FINAL TOTALS Count : 33 303,245.32- /

DPW DUENB  
7/16/14

Appropriation Accounts  
To date is for 06/2014

WRKAPPN  
08:16:48

Position to Account . . . . . 5101E141062B\*c

FY 2014

Appropriation account number : 5101E141062B\*c  
Obligation end date. . . . . :

Original Appropriation . . . . . :	13,385.07
Budget Adjustments . . . . . :	19,926.71
Total Appropriation . . . . . :	33,311.78

	<u>Current Period</u>	<u>Year To Date</u>
Allotments . . . . . :		33,311.78
Expenditures . . . . . :	2,930.86	16,596.47 ✓
Outstanding Encumbrances . . . . . :		
Funds Available . . . . . :	16,715.31	
Unallotted Balance . . . . . :		
Funds in Reserve . . . . . :		

You have reached the bottom of the list.

WRKAPPN

User ID . . . : DPWMATAT  
 To date . . . : 6/30/14  
 Account . . . : 5101E141062BA\*CI  
 Dept/Division :

Exclude Object Codes:

Account Number	Account Name	YTD Allotment	YTD Expenditures	O/S Encumbrance	Available Funds	Unallotted Balance
5101E141062BACC1220	SEC 402 AL-APD ENFORCEMENT	4,736.79	3,091.79		1,645.00	
<b>HACC1 PROGRAM TOTALS</b>		Count: 4,736.79	1 3,091.79		1,645.00	
-----						
5101E141062BANC1112	SEC 402 AL-MAP APD ENFORCEMENT					
5101E141062BANC1113	SEC 402 AL-MAP APD ENFORCEMENT					
5101E141062BANC1220	SEC 402 AL-MAP APD ENFORCEMENT	188.00	188.00		188.00	
5101E141062BANC1280	SEC 402 AL-MAP APD ENFORCEMENT					
5101E141062BANC1290	SEC 402 AL-MAP APD ENFORCEMENT	15,914.00	14,462.16	10,000.00	4,462.16	1,451.84
<b>BANCI PROGRAM TOTALS</b>		Count: 16,102.00	5 14,650.16	188.00	10,000.00	4,462.16
-----						
62	<b>DIVISION TOTALS</b>	Count: 20,838.79	6 19,386.95	3,279.79	10,000.00	6,107.16
-----						
10	<b>DEPARTMENT TOTALS:</b>	Count: 20,838.79	6 19,386.95	3,279.79	10,000.00	6,107.16
-----						
E14	<b>APYFP+FY TOTALS:</b>	Count: 20,838.79	6 19,386.95	3,279.79	10,000.00	6,107.16
-----						
101	<b>FUND TOTALS:</b>	Count: 20,838.79	6 19,386.95	3,279.79	10,000.00	6,107.16
-----						
<b>FINAL TOTALS</b>		Count: 20,838.79	6 19,386.95	3,279.79	10,000.00	6,107.16
-----						

10,188.00

User ID . . . : DPWMATAT  
 To date . . . : 6/2014  
 Account . . . : 5101E141062BJ\*D1 Exclude Object Codes:  
 Dept/Division :

Account Number	Account Name	YTD Allotment	YTD Expenditures	O/S Encumbrance	Available Funds	Unallotted Balance
5101E141062BJND1111	SEC 402 AL-MAP JOG CRT ENHANCE					
5101E141062BJND1113	SEC 402 AL-MAP JOG CRT ENHANCE					
5101E141062BJND1280	SEC 402 AL-MAP JOG CRT ENHANCE					
5101E141062BJND1290	SEC 402 AL-MAP JOG CRT ENHANCE					
		25,448.00	25,448.00	9,115.10	5,884.90	10,448.00
-----						
<b>BJND1 PROGRAM TOTALS</b>	<b>Count:</b>					
25,448.00	25,448.00	4	9,115.10	5,884.90	10,448.00	
-----						
<b>62 DIVISION TOTALS</b>	<b>Count:</b>					
25,448.00	25,448.00	4	9,115.10	5,884.90	10,448.00	
-----						
<b>10 DEPARTMENT TOTALS:</b>	<b>Count:</b>					
25,448.00	25,448.00	4	9,115.10	5,884.90	10,448.00	
-----						
<b>K14 APTYP+FY TOTALS:</b>	<b>Count:</b>					
25,448.00	25,448.00	4	9,115.10	5,884.90	10,448.00	
-----						
<b>101 FUND TOTALS:</b>	<b>Count:</b>					
25,448.00	25,448.00	4	9,115.10	5,884.90	10,448.00	
-----						
<b>FINAL TOTALS</b>	<b>Count:</b>					
25,448.00	25,448.00	4	9,115.10	5,884.90	10,448.00	

15,000.00

Position to Account . . . . . 5101E141062C\*N

FY 2014

Appropriation account number : 5101E141062C\*N  
Obligation end date . . . . . :

Original Appropriation . . . . . : 46,925.24  
Budget Adjustments . . . . . : 60,136.93  
Total Appropriation . . . . . : 107,062.17

	<u>Current Period</u>	<u>Year To Date</u>
Allotments . . . . . :	4,966.95-	99,099.18
Expenditures . . . . . :	22,203.47	40,114.45
Outstanding Encumbrances . . . . . :		41,918.65 1,804.20
Funds Available . . . . . :	57,180.53	
Unallotted Balance . . . . . :	7,962.99	
Funds in Reserve . . . . . :	7,962.99	

User ID : DPWMATAT  
 To date : 6/2014  
 Account : 5101E141062CH\*02  
 Dept/Division :

Exclude Object Codes:

Account Number	Account Name	YTD Allotment	YTD Expenditures	O/S Encumbrance	Available Funds	Unallotted Balance
5101E141062CHC02111	SEC 402 OP OCCUPANT PROTECTION	14,377.60	7,118.40		7,259.20	
5101E141062CHC02113	SEC 402 OP OCCUPANT PROTECTION	3,658.99	2,977.77		681.22	
<b>CHC02 PROGRAM TOTALS</b>		<b>Count: 2</b>	<b>10,096.17</b>		<b>7,940.42</b>	
5101E141062CHN02111	SEC 402 OP-MAP OCCUPANT PROTCT	34,928.57	26,325.92		8,602.65	
5101E141062CHN02113	SEC 402 OP-MAP OCCUPANT PROTCT	15,420.61	10,944.24		4,476.37	
5101E141062CHN02220	SEC 402 OP-MAP OCCUPANT PROTCT	17,712.99	2,844.29		6,905.71	7,962.99
5101E141062CHN02230	SEC 402 OP-MAP OCCUPANT PROTCT	1,500.00	1,500.00		1,500.00	
5101E141062CHN02240	SEC 402 OP-MAP OCCUPANT PROTCT	1,500.00	1,500.00	810.20	689.80	
5101E141062CHN02250	SEC 402 OP-MAP OCCUPANT PROTCT	16,000.00	16,000.00	994.00	15,006.00	
<b>CHN02 PROGRAM TOTALS</b>		<b>Count: 6</b>	<b>40,114.45</b>	<b>1,804.20</b>	<b>37,180.53</b>	<b>7,962.99</b>
62	<b>DIVISION TOTALS</b>	<b>Count: 8</b>	<b>50,210.62</b>	<b>1,804.20</b>	<b>45,120.95</b>	<b>7,962.99</b>
10	<b>DEPARTMENT TOTALS:</b>	<b>Count: 8</b>	<b>50,210.62</b>	<b>1,804.20</b>	<b>45,120.95</b>	<b>7,962.99</b>
E14	<b>APYTYF+FY TOTALS:</b>	<b>Count: 8</b>	<b>50,210.62</b>	<b>1,804.20</b>	<b>45,120.95</b>	<b>7,962.99</b>
101	<b>FUND TOTALS:</b>	<b>Count: 8</b>	<b>50,210.62</b>	<b>1,804.20</b>	<b>45,120.95</b>	<b>7,962.99</b>
<b>FINAL TOTALS</b>		<b>Count: 8</b>	<b>50,210.62</b>	<b>1,804.20</b>	<b>45,120.95</b>	<b>7,962.99</b>

41,918.45

7/16/14

To date is for 06/2014

08:29:37

Position to Account . . . . . 5101E141062D\*N

FY 2014

Appropriation account number : 5101E141062D\*N

Obligation end date. . . . . :

Original Appropriation . . . . . : 33,586.82

Budget Adjustments . . . . . : 24,339.59

Total Appropriation . . . . . : 57,926.41 ✓

Current Period

Year To Date

Allotments . . . . . :

57,836.41

Expenditures . . . . . :

14,941.20

31,757.62 ✓

Outstanding Encumbrances . . . . . :

Funds Available . . . . . :

26,078.79

Unallotted Balance . . . . . :

90.00

Funds in Reserve . . . . . :

90.00

User ID . . . : DPWMATAT  
 To date . . . : 6/2014  
 Account . . . : 5101E141062DH\*03  
 Dept/Division :

Exclude Object Codes:

Account Number	Account Name	YTD Allotment	YTD Expenditures	O/S Encumbrance	Available Funds	Unallotted Balance
5101E141062DHC03111	SEC 402 PT POLICE TRAFFIC SERV	6,288.00	6,288.00			
5101E141062DHC03113	SEC 402 PT POLICE TRAFFIC SERV	2,006.64	2,006.64			
5101E141062DHC03220	SEC 402 PT POLICE TRAFFIC SERV	8,218.90	8,218.90		2,848.82	
5101E141062DHC03230	SEC 402 PT POLICE TRAFFIC SERV	1,305.14	1,305.14		1,305.14	
<b>DHC03 PROGRAM TOTALS</b>		<b>Count: 4</b>	<b>17,818.68</b>	<b>13,664.72</b>	<b>4,153.96</b>	
5101E141062DHN03111	SEC 402 PT-MAP POLICE TRAF SVC	24,415.75	24,415.75		2,798.15	
5101E141062DHN03113	SEC 402 PT-MAP POLICE TRAF SVC	11,010.66	11,010.66		870.64	
5101E141062DHN03230	SEC 402 PT-MAP POLICE TRAF SVC	2,500.00	2,500.00		2,500.00	
<b>DHN03 PROGRAM TOTALS</b>		<b>Count: 3</b>	<b>37,926.41</b>	<b>31,757.62</b>	<b>6,168.79</b>	
<b>62 DIVISION TOTALS</b>	<b>Count: 7</b>	<b>55,745.09</b>	<b>45,422.34</b>	<b>10,322.75</b>		
<b>10 DEPARTMENT TOTALS:</b>	<b>Count: 7</b>	<b>55,745.09</b>	<b>45,422.34</b>	<b>10,322.75</b>		
<b>E14 APTYP+FY TOTALS:</b>	<b>Count: 7</b>	<b>55,745.09</b>	<b>45,422.34</b>	<b>10,322.75</b>		
<b>101 FUND TOTALS:</b>	<b>Count: 7</b>	<b>55,745.09</b>	<b>45,422.34</b>	<b>10,322.75</b>		
<b>FINAL TOTALS</b>	<b>Count: 7</b>	<b>55,745.09</b>	<b>45,422.34</b>	<b>10,322.75</b>		



User ID : DPWMATAT  
 To date : 6/2014  
 Account : \$101E141062DTNB3  
 Dept/Division :

Exclude Object Codes:

Account Number	Account Name	YTD Allotment	YTD Expenditures	O/S Encumbrance	Available Funds	Unallotted Balance
5101E141062DTNB3111	SEC402 PT-MAP POL TRAF TUM TAM	42.45	42.45		42.45	
5101E141062DTNB3112	SEC402 PT-MAP POL TRAF TUM TAM	7,573.44	7,573.44		7,573.44	
5101E141062DTNB3113	SEC402 PT-MAP POL TRAF TUM TAM	2,384.11	2,384.11		2,384.11	
-----						
<b>DTNB3 PROGRAM TOTALS</b>		<b>Count:</b>	<b>3</b>			
10,000.00		10,000.00			10,000.00	
-----						
<b>62 DIVISION TOTALS</b>		<b>Count:</b>	<b>3</b>			
10,000.00		10,000.00			10,000.00	
-----						
<b>10 DEPARTMENT TOTALS:</b>		<b>Count:</b>	<b>3</b>			
10,000.00		10,000.00			10,000.00	
-----						
<b>B14 APTYP+FY TOTALS:</b>		<b>Count:</b>	<b>3</b>			
10,000.00		10,000.00			10,000.00	
-----						
<b>101 FUND TOTALS:</b>		<b>Count:</b>	<b>3</b>			
10,000.00		10,000.00			10,000.00	
-----						
<b>FINAL TOTALS</b>		<b>Count:</b>	<b>3</b>			
10,000.00		10,000.00			10,000.00	

User ID . . . : DPWMATAT  
 To date . . . : 6/2014  
 Account . . . : 5101E141062EH\*04  
 Dept/Division :

Exclude Object Codes:

Account Number	Account Name	YTD Allotment	YTD Expenditures	O/S Encumbrance	Available Funds	Unallotted Balance
5101E141062EHC04111	SEC 402 TR - TRAFFIC RECORDS	1,618.42	1,618.42			
5101E141062EHC04113	SEC 402 TR - TRAFFIC RECORDS	304.06	304.06			
<b>HHC04 PROGRAM TOTALS</b>		<b>Count: 2</b>	<b>1,922.48</b>			
5101E141062EHN04111		SEC 402 TR-MAP TRAFFIC RECORDS	21,147.97		4,056.63	
5101E141062EHN04113		SEC 402 TR-MAP TRAFFIC RECORDS	8,755.19		1,372.80	
5101E141062EHN04240		SEC 402 TR-MAP TRAFFIC RECORDS	2,000.00	939.35		
<b>EHN04 PROGRAM TOTALS</b>		<b>Count: 3</b>	<b>31,903.16</b>	<b>26,473.73</b>	<b>5,429.43</b>	
<b>62 DIVISION TOTALS</b>		<b>Count: 5</b>	<b>33,825.64</b>	<b>27,456.86</b>	<b>939.35</b>	<b>5,429.43</b>
<b>10 DEPARTMENT TOTALS:</b>		<b>Count: 5</b>	<b>33,825.64</b>	<b>27,456.86</b>	<b>939.35</b>	<b>5,429.43</b>
<b>E14 APTYP+FY TOTALS:</b>		<b>Count: 5</b>	<b>33,825.64</b>	<b>27,456.86</b>	<b>939.35</b>	<b>5,429.43</b>
<b>101 FUND TOTALS:</b>		<b>Count: 5</b>	<b>33,825.64</b>	<b>27,456.86</b>	<b>939.35</b>	<b>5,429.43</b>
<b>FINAL TOTALS</b>		<b>Count: 5</b>	<b>33,825.64</b>	<b>27,456.86</b>	<b>939.35</b>	<b>5,429.43</b>

User ID . . . : DPWMATAT  
 To date . . . : 6/2014  
 Account . . . : 5101E141062FH\*06  
 Dept/Division :

Exclude Object Codes:

Account Number	Account Name	YTD Allotment	YTD Expenditures	O/S Encumbrance	Available Funds	Unallotted Balance
5101E141062FHC06230	SEC 402 PM - PAID MEDIA	501.00	501.00		501.00	
<b>FHC06 PROGRAM TOTALS</b>		<b>Count: 1</b>				
		501.00	501.00		501.00	
-----						
5101E141062FHN06230	SEC 402 PM MAP PAID MEDIA	20,000.00	20,000.00	14,499.00	5,501.00	
<b>FHN06 PROGRAM TOTALS</b>		<b>Count: 1</b>				
		20,000.00	20,000.00	14,499.00	5,501.00	
-----						
62	<b>DIVISION TOTALS</b>	<b>Count: 2</b>				
		20,501.00	20,501.00	14,499.00	6,002.00	
-----						
10	<b>DEPARTMENT TOTALS</b>	<b>Count: 2</b>				
		20,501.00	20,501.00	14,499.00	6,002.00	
-----						
E14	<b>APTYP+FY TOTALS</b>	<b>Count: 2</b>				
		20,501.00	20,501.00	14,499.00	6,002.00	
-----						
101	<b>FUND TOTALS</b>	<b>Count: 2</b>				
		20,501.00	20,501.00	14,499.00	6,002.00	
-----						
<b>FINAL TOTALS</b>		<b>Count: 2</b>				
		20,501.00	20,501.00	14,499.00	6,002.00	

Run Date : 7/11/14  
 Run Time : 12:28:11

STATEMENT OF APPROPRIATIONS, ALLOTMENT, OUTSTANDING ENCUMBRANCE AND EXPENDITURES

Page : 1  
 Program: ERTAPPN

User ID : DEWMATAT  
 To date : 6/2014  
 Account : 5101E141066UH\*52  
 Dept/Division :

Exclude Object Codes:

Account Number	Account Name	YTD Allotment	YTD Expenditures	O/S Encumbrance	Available Funds	Unallotted Balance
5101E141066UH*52	SEC 408 K9 DATA PROG INCENTIVE	113,527.05	46,750.00	54,523.42	12,253.63	
<b>UHC52 PROGRAM TOTALS</b>		Count: 1	46,750.00	54,523.42	12,253.63	
66	<b>DIVISION TOTALS</b>	Count: 1	46,750.00	54,523.42	12,253.63	
10	<b>DEPARTMENT TOTALS:</b>	Count: 1	46,750.00	54,523.42	12,253.63	
814	<b>APTY-FY TOTALS:</b>	Count: 1	46,750.00	54,523.42	12,253.63	
101	<b>FUND TOTALS:</b>	Count: 1	46,750.00	54,523.42	12,253.63	
<b>FINAL TOTALS</b>		Count: 1	46,750.00	54,523.42	12,253.63	

*101,273.42*

User ID : DPWMATAT  
 To date : 6/2014  
 Account : 5101E141065BH\*22  
 Dept/Division :

Exclude Object Codes:

Account Number	Account Name	YTD Allotment	YTD Expenditures	O/S Encumbrance	Available Funds	Unallotted Balance
5101E141065BHC22111	SEC 405B M2PE-OP LOW PUBLIC ED	10,690.69	10,690.69			
5101E141065BHC22113	SEC 405B M2PE-OP LOW PUBLIC ED	3,893.82	3,893.82			
5101E141065BHC22230	SEC 405B M2PE-OP LOW PUBLIC ED	21,191.43	21,191.43	7,440.00	1.43	
5101E141065BHC22240	SEC 405B M2PE-OP LOW PUBLIC ED	1,409.76	1,409.76		838.26	
5101E141065BHC22250	SEC 405B M2PE-OP LOW PUBLIC ED	1,313.00	1,313.00	214.00	29.00	
<b>BHC22 PROGRAM TOTALS</b>		<b>Count: 38,498.70</b>	<b>5 29,976.01</b>	<b>37,630.01</b> <u>7,654.00</u>	<b>868.69</b>	
5101E141065BHN22111	SEC 405B M2PE-OP LOW PUBLIC ED	33,467.71	33,467.71		13,374.80	
5101E141065BHN22113	SEC 405B M2PE-OP LOW PUBLIC ED	13,527.39	13,527.39		5,265.50	
5101E141065BHN22230	SEC 405B M2PE-OP LOW PUBLIC ED	25,840.00	25,840.00	14,499.00	11,341.00	
5101E141065BHN22240	SEC 405B M2PE-OP LOW PUBLIC ED	5,821.74	5,821.74		5,821.74	
<b>BHN22 PROGRAM TOTALS</b>		<b>Count: 78,656.84</b>	<b>4 28,354.80</b>	<b>42,853.80</b> <u>14,499.00</u>	<b>35,803.04</b>	
<b>65 DIVISION TOTALS</b>	<b>Count: 117,155.54</b>	<b>9 58,330.81</b>	<b>22,153.00</b>	<b>36,671.73</b>		
<b>10 DEPARTMENT TOTALS:</b>	<b>Count: 117,155.54</b>	<b>9 58,330.81</b>	<b>22,153.00</b>	<b>36,671.73</b>		
<b>E14 APTYP+FY TOTALS:</b>	<b>Count: 117,155.54</b>	<b>9 58,330.81</b>	<b>22,153.00</b>	<b>36,671.73</b>		
<b>101 FUND TOTALS:</b>	<b>Count: 117,155.54</b>	<b>9 58,330.81</b>	<b>22,153.00</b>	<b>36,671.73</b>		
<b>FINAL TOTALS</b>	<b>Count: 117,155.54</b>	<b>9 58,330.81</b>	<b>22,153.00</b>	<b>80,483.81</b> <u>36,671.73</u>		

User ID : DPWMATAT  
 To date : 6/2014  
 Account : 5101E141065BH\*24  
 Dept/Division :

Exclude Object Codes:

Account Number	Account Name				
Tot Appropriation	YTD Allotment	YTD Expenditures	O/S Encumbrance	Available Funds	Unallotted Balance
5101E141065BH*24230 SEC 405B M2HVE-OP LOW HVE OHS					
6,456.43	6,456.43			6,456.43	
-----					
<b>BHC24 PROGRAM TOTALS</b>	<b>Count:</b>	<b>1</b>			
<b>6,456.43</b>	<b>6,456.43</b>			<b>6,456.43</b>	
-----					
5101E141065BHN24230 SEC 405B M2HVE-OP LOW HVE OHS					
14,042.57	14,042.57			14,042.57	
-----					
<b>BHN24 PROGRAM TOTALS</b>	<b>Count:</b>	<b>1</b>			
<b>14,042.57</b>	<b>14,042.57</b>			<b>14,042.57</b>	
-----					
<b>65 DIVISION TOTALS</b>	<b>Count:</b>	<b>2</b>			
<b>20,499.00</b>	<b>20,499.00</b>			<b>20,499.00</b>	
-----					
<b>10 DEPARTMENT TOTALS:</b>	<b>Count:</b>	<b>2</b>			
<b>20,499.00</b>	<b>20,499.00</b>			<b>20,499.00</b>	
-----					
<b>E14 APTYP+FY TOTALS:</b>	<b>Count:</b>	<b>2</b>			
<b>20,499.00</b>	<b>20,499.00</b>			<b>20,499.00</b>	
-----					
<b>101 FUND TOTALS:</b>	<b>Count:</b>	<b>2</b>			
<b>20,499.00</b>	<b>20,499.00</b>			<b>20,499.00</b>	
-----					
<b>FINAL TOTALS</b>	<b>Count:</b>	<b>2</b>			
<b>20,499.00</b>	<b>20,499.00</b>			<b>20,499.00</b>	

User ID : DFWMATAT  
 To date : 6/2014  
 Account : 5101E14106SCH\*30  
 Dept/Division :

Exclude Object Codes:

Account Number	Account Name					
Tot. Appropriation	YTD Allotment	YTD Expenditures	O/S Encumbrance	Available Funds	Unallotted Balance	
5101E141065CHC30111	SEC 405C M3DA DATA PROGRAM					
5101E141065CHC30113	SEC 405C M3DA DATA PROGRAM					
5101E141065CHC30230	SEC 405C M3DA DATA PROGRAM					
111,612.12	111,612.12	18,332.29	92,470.83	809.00		
-----						
<b>CHC30 PROGRAM TOTALS</b>	<b>Count:</b>	<b>3</b>	<b>110,803.12</b>			
111,612.12	111,612.12	18,332.29	92,470.83	809.00		
-----						
5101E141065CHN30111	SEC 405C M3DA DATA PROGRAM					
13,023.20	13,023.20	1,667.20		11,356.00		
5101E141065CHN30113	SEC 405C M3DA DATA PROGRAM					
5,680.55	5,680.55	723.41		4,957.14		
5101E141065CHN30230	SEC 405C M3DA DATA PROGRAM					
118,272.78	118,272.78			118,272.78		
-----						
<b>CHN30 PROGRAM TOTALS</b>	<b>Count:</b>	<b>3</b>				
136,976.53	136,976.53	2,390.61		134,585.92		
-----						
<b>65 DIVISION TOTALS</b>	<b>Count:</b>	<b>6</b>	<b>113,193.70</b>			
248,588.65	248,588.65	20,722.90	92,470.83	135,394.92		
-----						
<b>10 DEPARTMENT TOTALS:</b>	<b>Count:</b>	<b>6</b>				
248,588.65	248,588.65	20,722.90	92,470.83	135,394.92		
-----						
<b>E14 APTYP+FY TOTALS:</b>	<b>Count:</b>	<b>6</b>				
248,588.65	248,588.65	20,722.90	92,470.83	135,394.92		
-----						
<b>101 FUND TOTALS:</b>	<b>Count:</b>	<b>6</b>				
248,588.65	248,588.65	20,722.90	92,470.83	135,394.92		
-----						
<b>FINAL TOTALS</b>	<b>Count:</b>	<b>6</b>				
248,588.65	248,588.65	20,722.90	92,470.83	135,394.92		

User ID : DPWMATAT  
 To date : 6/2014  
 Account : 5101E141065EH\*41  
 Dept/Division :

Exclude Object Codes:


Account Number	Account Name	YTD Appropriation	YTD Allotment	YTD Expenditures	O/S Encumbrance	Available Funds	Unallotted Balance
5101E141065EHC41230	SEC 405E M&TS DD TRAFFIC SIGNS	5,400.00 ✓	5,400.00			5,400.00	
-----							
EHC41	PROGRAM TOTALS	Count:	1				
	5,400.00	5,400.00				5,400.00	
-----							
65	DIVISION TOTALS	Count:	1				
	5,400.00	5,400.00				5,400.00	
-----							
10	DEPARTMENT TOTALS:	Count:	1				
	5,400.00	5,400.00				5,400.00	
-----							
E14	APTYP+FY TOTALS:	Count:	1				
	5,400.00	5,400.00				5,400.00	
-----							
101	FUND TOTALS:	Count:	1				
	5,400.00	5,400.00				5,400.00	
-----							
FINAL	TOTALS	Count:	1				
	5,400.00	5,400.00				5,400.00	



User ID . . . : DPWMATAT  
 To date . . . : 6/2014  
 Account . . . : 5101E141065ER\*43 Exclude Object Codes:  
 Dept/Division :

Account Number	Account Name	YTD Allotment	YTD Expenditures	O/S Encumbrance	Available Funds	Unallotted Balance
<u>Tot Appropriation</u>						
5101E141065EHC43220	SEC 405E MSTR DD TRAFFIC REC	20,000.00	17,078.76		2,921.24	
-----						
EHC43 PROGRAM TOTALS	Count:	1				
20,000.00	20,000.00		17,078.76		2,921.24	
-----						
65 DIVISION TOTALS	Count:	1				
20,000.00	20,000.00		17,078.76		2,921.24	
-----						
10 DEPARTMENT TOTALS:	Count:	1				
20,000.00	20,000.00		17,078.76		2,921.24	
-----						
E14 APTYP+FY TOTALS:	Count:	1				
20,000.00	20,000.00		17,078.76		2,921.24	
-----						
101 FUND TOTALS:	Count:	1				
20,000.00	20,000.00		17,078.76		2,921.24	
-----						
FINAL TOTALS	Count:	1				
20,000.00	20,000.00		17,078.76		2,921.24	

Department/Agency Head Certification  
 as to the accuracy of information contained herein:

  
 CARL V. DOMINGUEZ  
 Director

**DEPARTMENT OF PUBLIC WORKS**  
**FEDERAL HIGHWAY ADMINISTRATION (FHWA)**  
**FY 2014 3rd Quarter Report - As of June 30, 2014**

Project Name	Appropriation	YTD Expenditures	O/S Encumbrances	Available Balance	Description
AS400 Grand Total	101,248,111	9,414,433	63,394,964	28,438,713	
FY06 Compact New Solid Waste LF	(62,039)	0	(62,039)	0	Solid Waste
DOI CIP Project New MSWLF Suppl	(130,536)	0	(130,536)	0	Solid Waste
DOI-Compact Impact School Leaseback	(7,100,000)	0	0	(7,100,000)	
Tumon Precinct Facility	(100)	0	(100)	0	CIP
DPW-FHWA Projects	\$ 93,955,436	\$ 9,414,433	\$ 63,202,290	\$ 21,338,713	See Attached AS400 Printouts

User ID : DPWUENE  
 To date : 6/2014  
 Account : 5101F\*\*10  
 Dept/Division :

Exclude Object Codes:

Account Number	Account Name	YTD Allotment	YTD Expenditures	O/S Encumbrance	Available Funds	Unallotted Balance
5101F011010IB129230	RT11 COMM PORT CABRAS ISL-0709	1,400,000.00	143,243.62		1,256,756.38	
<b>IB129 PROGRAM TOTALS</b>	<b>Count:</b>	<b>1,400,000.00</b>	<b>143,243.62</b>		<b>1,256,756.38</b>	
<b>10 DIVISION TOTALS</b>	<b>Count:</b>	<b>1,400,000.00</b>	<b>143,243.62</b>		<b>1,256,756.38</b>	
<b>10 DEPARTMENT TOTALS:</b>	<b>Count:</b>	<b>1,400,000.00</b>	<b>143,243.62</b>		<b>1,256,756.38</b>	
<b>F01 APTYF+FY TOTALS:</b>	<b>Count:</b>	<b>1,400,000.00</b>	<b>143,243.62</b>		<b>1,256,756.38</b>	
5101F021068IB154230	ROUTE 17 RECONSTRUCT AND WIDEN	24,614.00			24,614.00	
5101F021068IB154450	ROUTE 17 RECONSTRUCT AND WIDEN					
<b>IB154 PROGRAM TOTALS</b>	<b>Count:</b>	<b>24,614.00</b>			<b>24,614.00</b>	
5101F021068IB155230	ROUTE 25 RECONSTRUCT/WIDENING	455,689.58	379,729.69	75,959.89		
5101F021068IB155450	ROUTE 25 RECONSTRUCT/WIDENING					
<b>IB155 PROGRAM TOTALS</b>	<b>Count:</b>	<b>455,689.58</b>	<b>379,729.69</b>	<b>75,959.89</b>		
5101F021068TC142230	ROUTE 4 ROADWAY EMBANKMENT RES	15,000.00		15,000.00		
<b>TC142 PROGRAM TOTALS</b>	<b>Count:</b>	<b>15,000.00</b>		<b>15,000.00</b>		
5101F021068TC145230	ROUTE 4 (AS-ALONSO) RESTORATION	218,420.00	84,101.00		134,319.00	
<b>TC145 PROGRAM TOTALS</b>	<b>Count:</b>	<b>218,420.00</b>	<b>84,101.00</b>		<b>134,319.00</b>	
5101F021068TC146230	AGFAYAN BRIDGE TEMP RESTORATN	9,693.29	9,693.29	9,693.29		

User ID : DPWUENE  
 To date : 6/2014  
 Account : 5101F\*\*10  
 Dept/Division :

Exclude Object Codes:

Account Number	Account Name	YTD Allotment	YTD Expenditures	O/S Encumbrance	Available Funds	Unallotted Balance
TOT Appropriation						
5101F031068PG176230	RT. 4, AGFAYAN BRIDGE	4,733,201.93	869,685.59	3,863,516.34		
5101F031068PG176450	RT. 4, AGFAYAN BRIDGE					

PG176 PROGRAM TOTALS	Count:					
4,733,201.93	5	4,733,201.93	869,685.59	3,863,516.34		

5101F031068PG177111	RT. 4, AJAYAN BRIDGE TP					
5101F031068PG177112	RT. 4, AJAYAN BRIDGE TP					
5101F031068PG177113	RT. 4, AJAYAN BRIDGE TP					
5101F031068PG177230	RT. 4, AJAYAN BRIDGE TP	274,280.07	185,056.59	89,223.48		
5101F031068PG177450	RT. 4, AJAYAN BRIDGE TP					

PG177 PROGRAM TOTALS	Count:					
274,280.07	5	274,280.07	185,056.59	89,223.48		

5101F031068PG181111	RT6A, MURRAY SCOUR PERMNT TP					
5101F031068PG181112	RT6A, MURRAY SCOUR PERMNT TP					
5101F031068PG181113	RT6A, MURRAY SCOUR PERMNT TP					
5101F031068PG181230	RT6A, MURRAY SCOUR PERMNT TP	88,434.45		58,434.74	29,999.71	
5101F031068PG181450	RT6A, MURRAY SCOUR PERMNT TP					

PG181 PROGRAM TOTALS	Count:					
88,434.45	5	88,434.45		58,434.74	29,999.71	

68 DIVISION TOTALS	Count:					
13,099,036.54	22	13,099,036.54	1,054,742.18	10,812,825.64	1,231,468.72	

10 DEPARTMENT TOTALS:	Count:					
13,099,036.54	22	13,099,036.54	1,054,742.18	10,812,825.64	1,231,468.72	

F03 APTYP+FY TOTALS:	Count:					
13,099,036.54	22	13,099,036.54	1,054,742.18	10,812,825.64	1,231,468.72	

5101F041068IB111230	RTE 10A PORTION REHAB	308,243.07	3,341.74	282,673.60	22,227.73	
---------------------	-----------------------	------------	----------	------------	-----------	--

User ID : DPWUENB  
 To date : 6/2014  
 Account : 5101F\*\*10  
 Dept/Division :

Exclude Object Codes:

Account Number	Account Name	YTD Allotment	YTD Expenditures	O/S Encumbrance	Available Funds	Unallotted Balance
<b>98</b>	<b>DIVISION TOTALS</b>	<b>Count:</b>	<b>7</b>			
332,824.68	332,824.68		8,978.46	19,267.00	304,579.22	
<b>10</b>	<b>DEPARTMENT TOTALS:</b>	<b>Count:</b>	<b>12</b>			
2,019,690.80	2,019,690.80		50,801.01	407,515.18	1,561,374.61	
<b>F04</b>	<b>ARTYP+FY TOTALS:</b>	<b>Count:</b>	<b>12</b>			
2,019,690.80	2,019,690.80		50,801.01	407,515.18	1,561,374.61	
5101F051068IB101230	RTE8/10/16 TRAFFIC INSTALP PRJ					
847,480.43	847,480.43		481,281.78		366,198.65	
<b>IB101 PROGRAM TOTALS</b>	<b>Count:</b>	<b>1</b>				
847,480.43	847,480.43		481,281.78		366,198.65	
5101F051068IB103230	RTE27 FINEGAYAN RECONS RT 1-16					
1,634,937.37	1,634,937.37		30,967.84	191,077.04	1,412,892.79	
<b>IB103 PROGRAM TOTALS</b>	<b>Count:</b>	<b>1</b>				
1,634,937.37	1,634,937.37		30,967.84	191,077.04	1,412,892.79	
5101F051068IB104230	RTE29 RECONS&WIDENING RTE 1-15					
350,267.10	350,267.10			230,267.10	120,000.00	
<b>IB104 PROGRAM TOTALS</b>	<b>Count:</b>	<b>1</b>				
350,267.10	350,267.10			230,267.10	120,000.00	
5101F051068IB105230	TRAFFIC SIG SYS UPGRADE ISWIDE					
236,296.31	236,296.31			183,296.31	53,000.00	
<b>IB105 PROGRAM TOTALS</b>	<b>Count:</b>	<b>1</b>				
236,296.31	236,296.31			183,296.31	53,000.00	
5101F051068IB110230	RTE26 MACHECHE RECON/WIDENING					
427,500.00	427,500.00			147,500.00	280,000.00	
<b>IB110 PROGRAM TOTALS</b>	<b>Count:</b>	<b>1</b>				
427,500.00	427,500.00			147,500.00	280,000.00	
5101F051068IB119363	COMPLETION TRAFFIC MGMT CENTER					
666.73	666.73			666.73		

User ID : DPWUENB  
 To date : 6/2014  
 Account : 5101P\*\*10  
 Dept/Division :

Exclude Object Codes:

Account Number	Account Name	YTD Allotment	YTD Expenditures	O/S Encumbrance	Available Funds	Unallotted Balance
IB124	PROGRAM TOTALS	Count: 1				
	178,473.00	178,473.00	990.00		177,483.00	
68	DIVISION TOTALS	Count: 22				
	4,701,032.38	4,701,032.38	759,573.59	938,123.55	3,003,335.24	
10	DEPARTMENT TOTALS:	Count: 22				
	4,701,032.38	4,701,032.38	759,573.59	938,123.55	3,003,335.24	
F05	APTYF+FY TOTALS:	Count: 22				
	4,701,032.38	4,701,032.38	759,573.59	938,123.55	3,003,335.24	
5101F061000IB113230	FY06 COMPAC NEW SOLID WASTE LP					
	62,038.79	62,038.79		62,038.79		
IB113	PROGRAM TOTALS	Count: 1				
	62,038.79	62,038.79		62,038.79		
00	DIVISION TOTALS	Count: 1				
	62,038.79	62,038.79		62,038.79		
5101F061068IB106230	ISLANDWIDE PROG MGMT SERVICES					
	3,126,473.56	3,126,473.56	307,977.47	2,096,222.21	722,273.88	
5101F061068IB106450	ISLANDWIDE PROG MGMT SERVICES					
IB106	PROGRAM TOTALS	Count: 2				
	3,126,473.56	3,126,473.56	307,977.47	2,096,222.21	722,273.88	
5101F061068IB110230	PIGUA/BILE BRIDGE REPLACEMENT					
	885.10	885.10		885.10		
5101F061068IB110240	PIGUA/BILE BRIDGE REPLACEMENT					
	4,486.82	4,486.82		4,486.82		
IB110	PROGRAM TOTALS	Count: 2				
	5,371.92	5,371.92		5,371.92		
5101F061068IB112230	SAFETY IMPROVE PROJ ZONE SIGNS					
5101F061068IB112450	SAFETY IMPROVE PROJ ZONE SIGNS					
	17,680.00	17,680.00	17,680.00			
IB112	PROGRAM TOTALS	Count: 2				
	17,680.00	17,680.00	17,680.00			

User ID : DPWUENB  
 To date : 6/2014  
 Account : 5101F\*\*10  
 Dept/Division :

Exclude Object Codes:

Account Number	Account Name	YTD Allotment	YTD Expenditures	O/S Encumbrance	Available Funds	Unallotted Balance
10	DEPARTMENT TOTALS:	Count:	3			
	132,096.73	132,096.73			132,096.73	
POB	APTYP+FY TOTALS:	Count:	3			
	132,096.73	132,096.73			132,096.73	

5101F091068AR112230 ARRA-MASSO RIVER BDGE EMBKMNT

AR112 PROGRAM TOTALS Count: 1

5101F091068AR113230 ARRA RT2 CUVLERTS & CETTI BAY

.20 .20 .20

AR113 PROGRAM TOTALS Count: 1

.20 .20 .20

5101F091068AR114230 ARRA RTE17 RESURF & WIDENING

226,211.29 226,211.29 226,211.29

AR114 PROGRAM TOTALS Count: 1

226,211.29 226,211.29 226,211.29

5101F091068AR116230 ARRA RT 4 PAGO BAY TALAPOFO BAY

AR116 PROGRAM TOTALS Count: 1

5101F091068AR155230 ARRA-RTE 25 RECNSTR & WIDENING

AR155 PROGRAM TOTALS Count: 1

5101F091068IB103111 RTE 4 RESURFACING TO RTE 10

5101F091068IB103112 RTE 4 RESURFACING TO RTE 10

5101F091068IB103113 RTE 4 RESURFACING TO RTE 10

User ID : DPWUENB  
 To date : 6/2014  
 Account : 5101F\*\*10  
 Dept/Division :

Exclude Object Codes:

Account Number	Account Name	YTD Expenditures	O/S Encumbrance	Available Funds	Unallotted Balance
<b>IB109 PROGRAM TOTALS</b>	<b>Count:</b>	<b>1</b>			
134,047.63	134,047.63	131,047.63	3,000.00		
5101F091068IB110230	ROUTE 2 TEMP TRAFFIC CONTROL			36,000.00	
36,000.00	36,000.00				
<b>IB110 PROGRAM TOTALS</b>	<b>Count:</b>	<b>1</b>		<b>36,000.00</b>	
36,000.00	36,000.00				
5101F091068IB111230	RT 15 RESTORATION			450,884.81	
450,884.81	450,884.81				
<b>IB111 PROGRAM TOTALS</b>	<b>Count:</b>	<b>1</b>		<b>450,884.81</b>	
450,884.81	450,884.81				
5101F091068IB112230	MASSO RIVER BRDGE EMBKMT RESTR				
<b>IB112 PROGRAM TOTALS</b>	<b>Count:</b>	<b>1</b>			
5101F091068IB113230	RECONSTR/REHAB RTE 2 CULVERTS			189,872.84	
189,872.84	189,872.84				
<b>IB113 PROGRAM TOTALS</b>	<b>Count:</b>	<b>1</b>		<b>189,872.84</b>	
189,872.84	189,872.84				
5101F091068IB114230	RTE17 RESURFACING & WIDENING			175,440.57	
1,440,747.09	1,440,747.09	160,452.72	1,104,853.80		
<b>IB114 PROGRAM TOTALS</b>	<b>Count:</b>	<b>1</b>		<b>175,440.57</b>	
1,440,747.09	1,440,747.09	160,452.72	1,104,853.80		
5101F091068IB116230	ROUTE 4 PAGO BAY-TALOFOFO BAY			108,283.52	
436,499.50	436,499.50	19,029.95	309,186.03		
<b>IB116 PROGRAM TOTALS</b>	<b>Count:</b>	<b>1</b>		<b>108,283.52</b>	
436,499.50	436,499.50	19,029.95	309,186.03		
5101F091068IB117230	RT.14 RESURFACING (RT1-ARCHBIS)				



User ID : DPWUENE  
 To date : 6/2014  
 Account : 5101F\*\*10  
 Dept/Division :

Exclude Object Codes:

Account Number	Account Name	YTD Allotment	YTD Expenditures	O/S Encumbrance	Available Funds	Unallotted Balance
<b>IB001 PROGRAM TOTALS</b>	<b>Count:</b>	<b>1</b>				
22,334.59	22,334.59			21,608.09	726.50	
5101F101068IB102230 TECH SUPPRT GEOTECH ENGINEERNG						
<b>IB102 PROGRAM TOTALS</b>	<b>Count:</b>	<b>1</b>				
5101F101068IB103230 TECH SUPPORT QUALITY ASSURANCE						
510,481.30	510,481.30	123,302.46		380,521.15	6,657.69	
<b>IB103 PROGRAM TOTALS</b>	<b>Count:</b>	<b>1</b>				
510,481.30	510,481.30	123,302.46		380,521.15	6,657.69	
5101F101068IB104230 ARCHAEOLOGICAL SUPPORT-PROF SVC						
2,348,412.72	2,348,412.72	215,114.67		763,162.23	1,370,135.82	
<b>IB104 PROGRAM TOTALS</b>	<b>Count:</b>	<b>1</b>				
2,348,412.72	2,348,412.72	215,114.67		763,162.23	1,370,135.82	
5101F101068IB105230 RT 7A PAVEMENT REHAB & SAFETY						
130,543.57	130,543.57				130,543.57	
<b>IB105 PROGRAM TOTALS</b>	<b>Count:</b>	<b>1</b>				
130,543.57	130,543.57				130,543.57	
5101F101068IB106230 ISLANDWDE PROF CONSTRUCTN MGMT						
2,223,193.36	2,223,193.36	798,029.31		811,127.79	614,036.26	
<b>IB106 PROGRAM TOTALS</b>	<b>Count:</b>	<b>1</b>				
2,223,193.36	2,223,193.36	798,029.31		811,127.79	614,036.26	
<b>68 DIVISION TOTALS</b>	<b>Count:</b>	<b>8</b>				
5,426,404.87	5,426,404.87	1,144,160.66		2,160,144.37	2,122,099.84	
<b>10 DEPARTMENT TOTALS:</b>	<b>Count:</b>	<b>9</b>				
5,426,404.87	5,426,404.87	1,144,160.66		2,160,144.37	2,122,099.84	
<b>F10 APTYP+FY TOTALS:</b>	<b>Count:</b>	<b>9</b>				
5,426,404.87	5,426,404.87	1,144,160.66		2,160,144.37	2,122,099.84	
5101F111068DR102230 RT 3 FROM RT 28 CHALAN KARETA						
2,057,100.37	2,057,100.37			2,057,100.37		

User ID : DPWUENB  
 To date : 6/2014  
 Account : 5101F\*\*10  
 Dept/Division :

Exclude Object Codes:

Account Number	Account Name	YTD Allotment	YTD Expenditures	O/S Encumbrance	Available Funds	Unallotted Balance
<b>IB105 PROGRAM TOTALS</b>	<b>Count: 1</b>					
136,865.50	136,865.50			136,865.50		
-----						
5101F111068IB107230	ALPACHO BRIDGE REPLACMENT PROJ					
146,233.62	146,233.62			146,233.62		
<b>IB107 PROGRAM TOTALS</b>	<b>Count: 1</b>					
146,233.62	146,233.62			146,233.62		
-----						
5101F111068IB109230	RT 11, RT 1 TP PAG TRUCK ENF					
107,028.23	107,028.23			12,500.00	94,528.23	
<b>IB109 PROGRAM TOTALS</b>	<b>Count: 1</b>					
107,028.23	107,028.23			12,500.00	94,528.23	
-----						
5101F111068IB121230	RT 1, RT 8 /RT1 AGANA BRIDGE					
3,962,736.15	3,962,736.15	324,104.15		3,621,835.81	16,796.19	
<b>IB121 PROGRAM TOTALS</b>	<b>Count: 1</b>					
3,962,736.15	3,962,736.15	324,104.15		3,621,835.81	16,796.19	
-----						
<b>68 DIVISION TOTALS</b>	<b>Count: 11</b>					
12,032,705.61	12,032,705.61	1,269,680.08		10,257,583.08	505,442.45	
-----						
<b>10 DEPARTMENT TOTALS:</b>	<b>Count: 11</b>					
12,032,705.61	12,032,705.61	1,269,680.08		10,257,583.08	505,442.45	
-----						
<b>F11 APTYP+FY TOTALS:</b>	<b>Count: 11</b>					
12,032,705.61	12,032,705.61	1,269,680.08		10,257,583.08	505,442.45	
-----						
5101F121068IB101230	TIYAN PARKWAY PHASE I					
11,163,096.37	11,163,096.37	48,599.12		7,354,537.25	3,759,960.00	
<b>IB101 PROGRAM TOTALS</b>	<b>Count: 1</b>					
11,163,096.37	11,163,096.37	48,599.12		7,354,537.25	3,759,960.00	
-----						
5101F121068IB102230	REPL PETRO DISTR PIPNG AND APP					
2,464,042.22	2,464,042.22			1,538,819.00	925,223.22	
<b>IB102 PROGRAM TOTALS</b>	<b>Count: 1</b>					
2,464,042.22	2,464,042.22			1,538,819.00	925,223.22	
-----						
5101F121068IB103230	ROUTE 33 (PLANNING STUDY)					

User ID : DPWUENB  
 To date : 6/2014  
 Account : 5101F\*\*10  
 Dept/Division :

Exclude Object Codes:

Account Number	Account Name	YTD Allotment	YTD Expenditures	O/S Encumbrance	Available Funds	Unallotted Balance
<b>IB110 PROGRAM TOTALS</b>						
	Count:	1				
-----						
5101F121068IB111230	TECH SUPP SVCS ISLWDE ENG SVCS					
1.00		1.00			1.00	
<b>IB111 PROGRAM TOTALS</b>						
	Count:	1				
1.00		1.00			1.00	
-----						
5101F121068IB112230	RTE 1 BRIDGE REHAB-ASAN/AGUADA					
1,200,000.00		1,200,000.00	25,035.21	1,071,964.79	103,000.00	
<b>IB112 PROGRAM TOTALS</b>						
	Count:	1				
1,200,000.00		1,200,000.00	25,035.21	1,071,964.79	103,000.00	
-----						
68	DIVISION TOTALS	Count:	12			
21,007,108.74		21,007,108.74	899,152.11	14,701,105.88	5,406,850.75	
-----						
10	DEPARTMENT TOTALS:	Count:	12			
21,007,108.74		21,007,108.74	899,152.11	14,701,105.88	5,406,850.75	
-----						
F12	APYFY TOTALS:	Count:	12			
21,007,108.74		21,007,108.74	899,152.11	14,701,105.88	5,406,850.75	
-----						
5101F131000IB111290 COMP IMP-SCHOOL LEASEBACK PROJ						
<b>IB111 PROGRAM TOTALS</b>						
	Count:	1				
-----						
60	DIVISION TOTALS	Count:	1			
-----						
5101F131068IB101230	RT17 REHABILITATION & WIDENING					
2,556,000.00		2,556,000.00	28,013.40	2,527,986.60		
<b>IB101 PROGRAM TOTALS</b>						
	Count:	1				
2,556,000.00		2,556,000.00	28,013.40	2,527,986.60		
-----						
5101F131068IB102230	NAT'L SUMMER TRANSPORTATION					
6,941.60		6,941.60			6,941.60	
<b>IB102 PROGRAM TOTALS</b>						
	Count:	1				
6,941.60		6,941.60			6,941.60	
-----						
5101F131068IB103230	ROUTE 4 TOGCHA RIVER TO IPAN					
699,983.10		699,983.10	29,734.34	670,224.79	23.97	

User ID : DPWUENB  
 To date : 6/2014  
 Account : 5101F\*\*10  
 Dept/Division :

Exclude Object Codes:

Account Number	Account Name	YTD Allotment	YTD Expenditures	O/S Encumbrance	Available Funds	Unallotted Balance
<b>IR105 PROGRAM TOTALS</b>	<b>Count:</b>	<b>1</b>				
3,665,559.00	3,665,559.00			3,665,559.00		
-----						
5101F141068IB112230	NATL SUMMER TRANSP INST PROG					
20,124.00	20,124.00			20,124.00		
<b>IR112 PROGRAM TOTALS</b>	<b>Count:</b>	<b>1</b>				
20,124.00	20,124.00			20,124.00		
-----						
5101F141068LY102230	ISLANDWIDE PROG MGMT SVCS					
145,117.87	145,117.87		68,910.66	60,884.34	15,322.87	
<b>LY102 PROGRAM TOTALS</b>	<b>Count:</b>	<b>1</b>				
145,117.87	145,117.87		68,910.66	60,884.34	15,322.87	
<b>68 DIVISION TOTALS</b>	<b>Count:</b>	<b>4</b>				
5,245,818.26	5,245,818.26		484,230.49	3,922,578.53	839,009.24	
<b>10 DEPARTMENT TOTALS:</b>	<b>Count:</b>	<b>5</b>				
12,345,818.26	12,345,818.26		484,230.49	3,922,578.53	7,939,009.24	
<b>F14 APTYP+FY TOTALS:</b>	<b>Count:</b>	<b>5</b>				
12,345,818.26	12,345,818.26		484,230.49	3,922,578.53	7,939,009.24	
-----						
5101F961098PA108230	HIGHWAY PLANNING TRAINING					
824.56	824.56			824.56		
5101F961098PA108363	0677.1996.201.F.1098.6101.000					
489.51	489.51			489.51		
<b>PA108 PROGRAM TOTALS</b>	<b>Count:</b>	<b>2</b>				
1,314.07	1,314.07			1,314.07		
<b>98 DIVISION TOTALS</b>	<b>Count:</b>	<b>2</b>				
1,314.07	1,314.07			1,314.07		
<b>10 DEPARTMENT TOTALS:</b>	<b>Count:</b>	<b>2</b>				
1,314.07	1,314.07			1,314.07		
<b>F96 APTYP+FY TOTALS:</b>	<b>Count:</b>	<b>2</b>				
1,314.07	1,314.07			1,314.07		
-----						
5101F981010IB101450	TUMON PRECINCT FACILITY					
100.00	100.00			100.00		
<b>IR101 PROGRAM TOTALS</b>	<b>Count:</b>	<b>1</b>				
100.00	100.00			100.00		
<b>10 DIVISION TOTALS</b>	<b>Count:</b>	<b>1</b>				
100.00	100.00			100.00		

Office of Finance and Budget  
 DEPARTMENTAL FEDERAL FUNDING ABSTRACT  
 (Note: This form has a continuation page)

Department/Agency: Department of Public Works  
 Division/Program: Capital Improvement Projects  
 AS400 Account Number: 5101H1210101B203

Department/Agency Head Certification	
Certified as to the accuracy of information contained herein:	
<i>Hc</i>	CARL V. DOMINGUEZ
	Signature
<i>AWD</i>	7/29/14
	Date

Grant Title	CFDA Number	Grant Award No.	Fiscal Year 2012					Fiscal Year 2013							
			FY 2012 Federal Grant Award Received	Grant Period	Indirect Cost Applied for Amount Rec'd.	FY 2012 Expenditures/Encumbrances 1/	FY 2012 Actual Federal Reimbursement	No. of FTE's Funded by Grant	Grant Award No.	FY 2013 Federal Grant Award Received	Grant Period	Indirect Cost Applied for Amount Rec'd.	FY 2013 Expenditures/Encumbrances 2/	FY 2013 Actual Federal Reimbursement	No. of FTE's Funded by Grant
DOI-Empowering Insular Communities (EIC)-DPW Doors/Windows Replacement	15.875	GUAM-EIC-2012-5/D12AP00314	\$ 180,000.00	08/29/12 to 07/30/15	\$ -	\$ -	\$ -		GUAM-EIC-2012-5/D12AP00314	\$ -	08/29/12 to 07/30/15	\$ -	\$ -	\$ -	
<b>Total</b>			\$ 180,000.00		\$ -	\$ -	\$ -	\$ -	0	\$ -	\$ -	\$ -	\$ -	\$ -	0

1/ If a grant is a continuing grant from previous fiscal years, indicate only in this column, the expenditures/encumbrances which occurred in FY 2012 (10/01/11 to 09/30/12).  
 2/ If a grant is a continuing grant from previous fiscal years, indicate only in this column, the expenditures/encumbrances which occurred in FY 2013 (10/01/12 to 09/30/13).  
 3/ If a grant is a continuing grant from previous fiscal years, indicate only in this column, the expenditures/encumbrances which occurred in FY 2014 (10/01/13 to 09/30/14).

Office of Finance and Budget  
DEPARTMENTAL FEDERAL FUNDING ABSTRACT  
(Continued from page 1)

Division/Program: Capital Improvement Projects  
AS400 Account Number: 5101H1210101B203

As of June 30, 2014													
Fiscal Year 2014									FY 2015 Federal Award Request				
Grant Title	CFDA Number	Grant Award No.	FY 2014 Federal Grant Award Received	Grant Period	Indirect Cost Applied for/Amount Rec'd.	FY2014 Expenditures/Encumbrances 3/	FY 2014 Actual Federal Reimbursement	No. of FTE's Funded	FY 2015 Federal Award Request	Grant Award No.	Grant Period	Indirect Cost Applied for/Amount Rec'd.	No. of FTE's to be Funded by Grant
DOI-Empowering Insular Communities (EIC)-DPW Doors/Windos Replacement	15.875	GUAM-EIC-2012-5/D12AP00314	\$ -	08/29/12 to 07/30/15	-	\$ 180,000.00	\$ -						
			\$ -		\$ -	\$ 180,000.00	\$ -	0	\$ -	\$ -		\$ -	0

1/ If a grant is a continuing grant from previous fiscal years, indicate only in this column, the expenditures/encumbrances which occurred in FY 2012 (10/01/11 to 09/30/12).  
2/ If a grant is a continuing grant from previous fiscal years, indicate only in this column, the expenditures/encumbrances which occurred in FY 2013 (10/01/12 to 09/30/13).  
3/ If a grant is a continuing grant from previous fiscal years, indicate only in this column, the expenditures/encumbrances which occurred in FY 2014 (10/01/13 to 09/30/14).

DPWUENB  
7/17/14

Appropriation Accounts  
Period Ending 09/2012

WRKAPPN  
12:45:50

Position to Account . . . . . 5101H121010IB203

Type option, press Enter.  
5=Display      11=Acct Total    13=Dsp FAS

<u>Opt</u>	<u>Account No</u>	<u>Account name</u>	<u>Object Description</u>
	<u>Total Approp</u>	<u>YTD Allot - (Expend + Encumb)</u>	<u>= Fund Avail</u>

N o r e c o r d s   f o u n d

F3=Exit      F5=Refresh      F10=Position      F12=Cancel      F14=File Total  
F16=Lapse Sum    F17=SumByObj    F21=Prt/Export    F23=More opts

You have reached the bottom of the list.

WRKAPPN

User ID . . . : DPWDUENB  
 To date . . . : 9/2013  
 Account . . . : 5101H121010IB203  
 Dept/Division :

Exclude Object Codes:

<u>Account Number</u>	<u>Account Name</u>	<u>YTD Allotment</u>	<u>YTD Expenditures</u>	<u>O/S Encumbrance</u>	<u>Available Funds</u>	<u>Unallotted Balance</u>
5101H121010IB203230	DPW DOORS/WINDOWS REPLACEMENT	180,000.00	180,000.00		180,000.00	
-----						
IB203	PROGRAM TOTALS	Count:	1			
	180,000.00	180,000.00			180,000.00	
-----						
10	DIVISION TOTALS	Count:	1			
	180,000.00	180,000.00			180,000.00	
-----						
10	DEPARTMENT TOTALS:	Count:	1			
	180,000.00	180,000.00			180,000.00	
-----						
H12	APTYF+FY TOTALS:	Count:	1			
	180,000.00	180,000.00			180,000.00	
-----						
101	FUND TOTALS:	Count:	1			
	180,000.00	180,000.00			180,000.00	
-----						
FINAL	TOTALS	Count:	1			
	180,000.00	180,000.00			180,000.00	



Run Date . . : 7/17/14  
Run Time . . : 11:02:55

STATEMENT OF APPROPRIATIONS, ALLOTMENT, OUTSTANDING ENCUMBRANCE AND EXPENDITURES

Page . . : 1  
Program: PRTAPPN


User ID. . . . : DPWUENS  
To date. . . . : 6/2014  
Account . . . . : S10IH121010IB203  
Dept/Division :

Exclude Object Codes:

<u>Account Number</u>	<u>Account Name</u>	<u>YTD Allotment</u>	<u>YTD Expenditures</u>	<u>O/S Encumbrance</u>	<u>Available Funds</u>	<u>Unallotted Balance</u>
510IH121010IB203230	DPW DOORS/WINDOWS REPLACEMENT	180,000.00	180,000.00	180,000.00		
-----						
IB203	PROGRAM TOTALS	Count:	1			
	180,000.00	180,000.00		180,000.00		
-----						
10	DIVISION TOTALS	Count:	1			
	180,000.00	180,000.00		180,000.00		
-----						
10	DEPARTMENT TOTALS:	Count:	1			
	180,000.00	180,000.00		180,000.00		
-----						
H12	APTY+FY TOTALS:	Count:	1			
	180,000.00	180,000.00		180,000.00		
-----						
101	FUND TOTALS:	Count:	1			
	180,000.00	180,000.00		180,000.00		
-----						
FINAL	TOTALS	Count:	1			
	180,000.00	180,000.00		180,000.00		

Office of Finance and Budget  
DEPARTMENTAL FEDERAL FUNDING ABSTRACT  
*(Note: This form has a continuation page)*

Department/Agency: Department of Public Works  
Division/Program: Division of Highways  
AS400 Account Number: 5101H111060SI101  
Original Grant Award: \$245,000

Department/Agency Head Certification
Certified as to the accuracy of information contained herein:
 CARL V. DOMINGUEZ Signature Date: 7/2/14

Grant Title	CFDA Number	Grant Award No.	Fiscal Year 2012						Fiscal Year 2013						
			FY 2012 Federal Grant Award Received	Grant Period	Indirect Cost Applied for/Amount Rec'd.	FY 2012 Expenditures/Encumbrances 1/	FY 2012 Actual Federal Reimbursement	No. of FTE's Funded by Grant	Grant Award No.	FY 2013 Federal Grant Award Received	Grant Period	Indirect Cost Applied for/Amount Rec'd.	FY 2013 Expenditures/Encumbrances 2/	FY 2013 Actual Federal Reimbursement	No. of FTE's Funded by Grant
US HUD GRANT-DPW Sidewalk & Street Improvements	14.251	B08SPGU0212	\$ -	11/24/10 to 09/30/15	-	\$ 31,459.86	\$ -	0	B08SPGU0212	\$ -	11/24/10 to 09/30/15	-	\$ 61,687.80	\$ 84,243.00	0
<b>Total</b>			\$ -	-	\$ -	\$ 31,459.86	\$ -	-	0	\$ -	-	\$ -	\$ 61,687.80	\$ 84,243.00	0

1/ If a grant is a continuing grant from previous fiscal years, indicate only in this column, the expenditures/encumbrances which occurred in FY 2012 (10/01/11 to 09/30/12).  
2/ If a grant is a continuing grant from previous fiscal years, indicate only in this column, the expenditures/encumbrances which occurred in FY 2013 (10/01/12 to 09/30/13).  
3/ If a grant is a continuing grant from previous fiscal years, indicate only in this column, the expenditures/encumbrances which occurred in FY 2014 (10/01/13 to 09/30/14).

Office of Finance and Budget  
DEPARTMENTAL FEDERAL FUNDING ABSTRACT  
(Continued from page 1)

Division/Program: Division of Highways  
AS400 Account Number: 5101H11060SI101

As of June 30, 2014														
	Fiscal Year 2014								FY 2015 Federal Award Request					
Grant Title	CFDA Number	Grant Award No.	FY 2014 Federal Grant Award Received	Grant Period	Indirect Cost Applied for/Amount Rec'd.	FY2014 Expenditures/Encumbrances 3/	FY 2014 Actual Federal Reimbursement	No. of FTE's Funded	FY 2015 Federal Award Request	Grant Award No.	Grant Period	Indirect Cost Applied for/Amount Rec'd.	No. of FTE's to be Funded by Grant	
US HUD GRANT-DPW Sidewalk & Street Improvements	14.251	B08SPGU0212	\$ -	11/24/10 to 09/30/15	-	\$ 26,364.35		0						
			\$ -		\$ -	\$ 26,364.35	\$ -	0	\$ -	\$ -		\$ -	0	

1/ If a grant is a continuing grant from previous fiscal years, indicate only in this column, the expenditures/encumbrances which occurred in FY 2012 (10/01/11 to 09/30/12).  
2/ If a grant is a continuing grant from previous fiscal years, indicate only in this column, the expenditures/encumbrances which occurred in FY 2013 (10/01/12 to 09/30/13).  
3/ If a grant is a continuing grant from previous fiscal years, indicate only in this column, the expenditures/encumbrances which occurred in FY 2014 (10/01/13 to 09/30/14).

User ID : DPWUENB  
 To date : 9/2012  
 Account : 5101H111060SI101  
 Dept/Division :

Exclude Object Codes:

Account Number	Account Name	YTD Allotment	YTD Expenditures	O/S Encumbrance	Available Funds	Unallotted Balance
5101H111060SI101111	DPW SIDEWALK & ST IMPROVEMENTS	12,400.00	12,400.00		12,400.00	
5101H111060SI101112	DPW SIDEWALK & ST IMPROVEMENTS	47,770.00	47,770.00		31,846.24	
5101H111060SI101113	DPW SIDEWALK & ST IMPROVEMENTS	14,212.00	14,212.00		9,675.36	
5101H111060SI101230	DPW SIDEWALK & ST IMPROVEMENTS	110,418.00	110,418.00		110,418.00	
5101H111060SI101240	DPW SIDEWALK & ST IMPROVEMENTS	8,000.00	8,000.00	911.72	5,457.78	
5101H111060SI101250	DPW SIDEWALK & ST IMPROVEMENTS	12,200.00	12,200.00	6,870.99	3,742.76	
5101H111060SI101450	DPW SIDEWALK & ST IMPROVEMENTS	40,000.00	40,000.00		40,000.00	
-----						
SI101	PROGRAM TOTALS	Count: 7	23,677.15	7,782.71	213,540.14	
60	DIVISION TOTALS	Count: 7	23,677.15	7,782.71	213,540.14	
10	DEPARTMENT TOTALS:	Count: 7	23,677.15	7,782.71	213,540.14	
H11	APTYF+FY TOTALS:	Count: 7	23,677.15	7,782.71	213,540.14	
101	FUND TOTALS:	Count: 7	23,677.15	7,782.71	213,540.14	
FINAL	TOTALS	Count: 7	23,677.15	7,782.71	213,540.14	

31,459.86

User ID . . . . : DPWUENB  
 To date . . . . : 6/30/14  
 Account . . . . : 5101H111060SI101  
 Dept/Division :

Exclude Object Codes:

Account Number	Account Name	YTD Allotment	YTD Expenditures	O/S Encumbrance	Available Funds	Unallotted Balance
5101H111060SI101111	DPW SIDEWALK & ST IMPROVEMENTS	12,400.00	12,400.00		4,744.54	
5101H111060SI101112	DPW SIDEWALK & ST IMPROVEMENTS	31,846.24	31,846.24		141.94	
5101H111060SI101113	DPW SIDEWALK & ST IMPROVEMENTS	13,875.36	13,875.36		89.41	
5101H111060SI101230	DPW SIDEWALK & ST IMPROVEMENTS	110,418.00	110,418.00		110,418.00	
5101H111060SI101240	DPW SIDEWALK & ST IMPROVEMENTS	6,369.50	6,369.50	4.41	4,698.40	
5101H111060SI101250	DPW SIDEWALK & ST IMPROVEMENTS	10,613.75	10,613.75		3,742.76	
5101H111060SI101450	DPW SIDEWALK & ST IMPROVEMENTS	35,800.00	35,800.00		35,800.00	
-----						
SI101 PROGRAM TOTALS	Count:	7				
221,322.85	221,322.85		61,683.39	4.41	159,635.05	
-----						
60 DIVISION TOTALS	Count:	7				
221,322.85	221,322.85		61,683.39	4.41	159,635.05	
-----						
10 DEPARTMENT TOTALS:	Count:	7				
221,322.85	221,322.85		61,683.39	4.41	159,635.05	
-----						
H11 APTYP+FY TOTALS:	Count:	7				
221,322.85	221,322.85		61,683.39	4.41	159,635.05	
-----						
101 FUND TOTALS:	Count:	7				
221,322.85	221,322.85		61,683.39	4.41	159,635.05	
-----						
FINAL TOTALS	Count:	7				
221,322.85	221,322.85		61,683.39	4.41	159,635.05	

61,687.80

FY13

Run Date . . : 7/16/14  
Run Time . . : 15:10:48  
User ID. . . : DPWUENE

FGIA A/R Transaction List

Page . . : 1  
Program: PRFFTRN

Account Id . . : 5101H111060SI101      From trans date: / /      To trans date . : / /  
G/L account. . :                      From add date . : / /      To add date . . : / /  
Document . . . :                      Add user . . . . :      CPDA No . . . . :  
Trans code(s) : 103 104                      Trans amt . . . :

<u>AccountId</u>	<u>G/L Account</u>	<u>Cde</u>	<u>Document</u>	<u>Trans Date</u>	<u>Trans Amt</u>	<u>Add UserId</u>	<u>Add Date</u>
5101H111060SI101	110111214	103	J14FED0023	11/ 4/2013	84243.00-	PSTAJVFG	11/ 5/2013

FINAL TOTALS                      Count:                      1                      84,243.00- ✓


User ID . . . : DPWUENB  
 To date . . . : 6/2014  
 Account . . . : 5101H111060SI1101  
 Dept/Division :

Exclude Object Codes:

Account Number	Account Name	YTD Allotment	YTD Expenditures	O/S Encumbrance	Available Funds	Unallotted Balance
5101H111060SI101111	DPW SIDEWALK & ST IMPROVEMENTS	4,744.54	4,744.54		4,744.54	
5101H111060SI101112	DPW SIDEWALK & ST IMPROVEMENTS	141.94	141.94		141.94	
5101H111060SI101113	DPW SIDEWALK & ST IMPROVEMENTS	89.41	89.41		89.41	
5101H111060SI101230	DPW SIDEWALK & ST IMPROVEMENTS	110,418.00	110,418.00		110,418.00	
5101H111060SI101240	DPW SIDEWALK & ST IMPROVEMENTS	40,502.81	40,502.81	26,364.35	14,138.46	
5101H111060SI101250	DPW SIDEWALK & ST IMPROVEMENTS	3,742.76	3,742.76		3,742.76	
5101H111060SI101450	DPW SIDEWALK & ST IMPROVEMENTS					
-----						
<b>SI101 PROGRAM TOTALS</b>	<b>Count:</b>	<b>7</b>				
159,639.46	159,639.46			26,364.35	133,275.11	
-----						
<b>60 DIVISION TOTALS</b>	<b>Count:</b>	<b>7</b>				
159,639.46	159,639.46			26,364.35	133,275.11	
-----						
<b>10 DEPARTMENT TOTALS:</b>	<b>Count:</b>	<b>7</b>				
159,639.46	159,639.46			26,364.35	133,275.11	
-----						
<b>H11 APTY+FY TOTALS:</b>	<b>Count:</b>	<b>7</b>				
159,639.46	159,639.46			26,364.35	133,275.11	
-----						
<b>101 FUND TOTALS:</b>	<b>Count:</b>	<b>7</b>				
159,639.46	159,639.46			26,364.35	133,275.11	
-----						
<b>FINAL TOTALS</b>	<b>Count:</b>	<b>7</b>				
159,639.46	159,639.46			26,364.35	133,275.11	

Office of Finance and Budget  
 DEPARTMENTAL FEDERAL FUNDING ABSTRACT  
 (Note: This form has a continuation page)

**Department/Agency Head Certification**  
 Certified as to the accuracy of information contained herein.

  
 CARL V. DOMINGUEZ  
 Signature  
 7/29/12  
 Date

Department/Agency: Department of Public Works  
 Division/Program: Bus Operations  
 AS400 Account Number: 5101H121030IB110

Grant Title	CFDA Number	Grant Award No.	Fiscal Year 2012						Fiscal Year 2013						
			FY 2012 Federal Grant Award Received	Grant Period	Indirect Cost Applied for Amount Rec'd.	FY 2012 Expenditures/Encumbrances 1/	FY 2012 Actual Federal Reimbursement	No. of FTE's Funded by Grant	Grant Award No.	FY 2013 Federal Grant Award Received	Grant Period	Indirect Cost Applied for Amount Rec'd.	FY 2013 Expenditures/Encumbrances 2/	FY 2013 Actual Federal Reimbursement	No. of FTE's Funded by Grant
USDOL-School Bus Procurement (84 Pax)	15.875	D12AP00068	\$ 1,280,000.00	02/17/12 to 02/17/17	0	\$ -	\$ -		D12AP00068	\$ -	02/17/12 to 02/17/17	0	\$ 1,175,990.00	\$ 1,175,990.00	
<b>Total</b>			\$ 1,280,000.00	\$ -	\$ -	\$ -	\$ -	0	\$ -	\$ -	\$ -	\$ -	\$ 1,175,990.00	\$ 1,175,990.00	0

1/ If a grant is a continuing grant from previous fiscal years, indicate only in this column, the expenditures/encumbrances which occurred in FY 2012 (10/01/11 to 09/30/12).  
 2/ If a grant is a continuing grant from previous fiscal years, indicate only in this column, the expenditures/encumbrances which occurred in FY 2013 (10/01/12 to 09/30/13).  
 3/ If a grant is a continuing grant from previous fiscal years, indicate only in this column, the expenditures/encumbrances which occurred in FY 2014 (10/01/13 to 09/30/14).



Office of Finance and Budget  
 DEPARTMENTAL FEDERAL FUNDING ABSTRACT  
 (Continued from page 1)

Division/Program: Bus Operations  
 AS460 Account Number: 5101H121030IB110

As of June 30, 2014													
Fiscal Year 2014									FY 2015 Federal Award Request				
Grant Title	CFDA Number	Grant Award No.	FY 2014 Federal Grant Award Received	Grant Period	Indirect Cost Applied for/Amount Rec'd.	FY 2014 Expenditures/Encumbrances 3/	FY 2014 Actual Federal Reimbursement	No. of FTE's Funded	FY 2015 Federal Award Request	Grant Award No.	Grant Period	Indirect Cost Applied for/Amount Rec'd.	No. of FTE's to be Funded by Grant
USDOT-School Bus Procurement (84 Pax)	15.875	D12AP00068	\$ -	02/17/12 to 02/17/17	-	\$ 57,561.47	\$ -						
			\$ -	\$ -	\$ -	\$ 57,561.47	\$ -	0	\$ -	\$ -	\$ -	\$ -	0

1/ If a grant is a continuing grant from previous fiscal years, indicate only in this column, the expenditures/encumbrances which occurred in FY 2012 (10/01/11 to 09/30/12).  
 2/ If a grant is a continuing grant from previous fiscal years, indicate only in this column, the expenditures/encumbrances which occurred in FY 2013 (10/01/12 to 09/30/13).  
 3/ If a grant is a continuing grant from previous fiscal years, indicate only in this column, the expenditures/encumbrances which occurred in FY 2014 (10/01/13 to 09/30/14).

Run Date . . : 7/15/14  
Run Time . . : 11:03:21

STATEMENT OF APPROPRIATIONS, ALLOTMENT, OUTSTANDING ENCUMBRANCE AND EXPENDITURES

Page . . : 1  
Program: PRTAPPN

User ID . . . : DPFUENB  
To Date . . . : 9/2012  
Account . . . : 5101H1210301B110  
Dept/Division :

Exclude Object Codes:

<u>Account Number</u>	<u>Account Name</u>	<u>YTD Allotment</u>	<u>YTD Expenditures</u>	<u>O/S Encumbrance</u>	<u>Available Funds</u>	<u>Unallotted Balance</u>
5101H1210301B110450	SCHOOL BUS OPERATION	1,280,000.00	1,280,000.00		1,280,000.00	
-----						
IB110	PROGRAM TOTALS	Count:	1			
	1,280,000.00	1,280,000.00			1,280,000.00	
-----						
30	DIVISION TOTALS	Count:	1			
	1,280,000.00	1,280,000.00			1,280,000.00	
-----						
10	DEPARTMENT TOTALS:	Count:	1			
	1,280,000.00	1,280,000.00			1,280,000.00	
-----						
H12	APTYF+FY TOTALS:	Count:	1			
	1,280,000.00	1,280,000.00			1,280,000.00	
-----						
101	FUND TOTALS:	Count:	1			
	1,280,000.00	1,280,000.00			1,280,000.00	
-----						
FINAL	TOTALS	Count:	1			
	1,280,000.00	1,280,000.00			1,280,000.00	

User ID : DPWUENB  
 To date : 9/2013  
 Account : S101H121030IB110  
 Dept/Division :

Exclude Object Codes:

Account Number	Account Name	YTD Allotment	YTD Expenditures	O/S Encumbrance	Available Funds	Unallotted Balance
5101H121030IB110230	SCHOOL BUS OPERATION	29,010.00	29,010.00		29,010.00	
5101H121030IB110240	SCHOOL BUS OPERATION	75,000.00	75,000.00		75,000.00	
5101H121030IB110450	SCHOOL BUS OPERATION	1,175,990.00	1,175,990.00			
<b>IB110 PROGRAM TOTALS</b>		<b>Count:</b>	<b>3</b>			
	1,280,000.00	1,280,000.00	1,175,990.00		104,010.00	
<b>30 DIVISION TOTALS</b>		<b>Count:</b>	<b>3</b>			
	1,280,000.00	1,280,000.00	1,175,990.00		104,010.00	
<b>10 DEPARTMENT TOTALS:</b>		<b>Count:</b>	<b>3</b>			
	1,280,000.00	1,280,000.00	1,175,990.00		104,010.00	
<b>H12 APTYP+FY TOTALS:</b>		<b>Count:</b>	<b>3</b>			
	1,280,000.00	1,280,000.00	1,175,990.00		104,010.00	
<b>101 FUND TOTALS:</b>		<b>Count:</b>	<b>3</b>			
	1,280,000.00	1,280,000.00	1,175,990.00		104,010.00	
<b>FINAL TOTALS</b>		<b>Count:</b>	<b>3</b>			
	1,280,000.00	1,280,000.00	1,175,990.00		104,010.00	



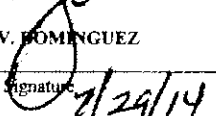
User ID : DPWVADET  
 To date : 6/2014  
 Account : S101H121030IB110  
 Dept/Division :

Exclude Object Codes:

Account Number	Account Name				
<u>Tot Appropriation</u>	<u>YTD Allotment</u>	<u>YTD Expenditures</u>	<u>O/S Encumbrance</u>	<u>Available Funds</u>	<u>Unallotted Balance</u>
5101H121030IB110230	SCHOOL BUS OPERATION				
29,010.00	29,010.00		1,500.00	27,510.00	
5101H121030IB110240	SCHOOL BUS OPERATION				
75,000.00	75,000.00		56,061.47	18,938.53	
5101H121030IB110450	SCHOOL BUS OPERATION				
-----					
IB110 PROGRAM TOTALS	Count:	3			
104,010.00	104,010.00		57,561.47	46,448.53	
-----					
30 DIVISION TOTALS	Count:	3			
104,010.00	104,010.00		57,561.47	46,448.53	
-----					
10 DEPARTMENT TOTALS:	Count:	3			
104,010.00	104,010.00		57,561.47	46,448.53	
-----					
H12 APTYP+EY TOTALS:	Count:	3			
104,010.00	104,010.00		57,561.47	46,448.53	
-----					
101 FUND TOTALS:	Count:	3			
104,010.00	104,010.00		57,561.47	46,448.53	
-----					
FINAL TOTALS	Count:	3			
104,010.00	104,010.00		57,561.47	46,448.53	

Office of Finance and Budget  
DEPARTMENTAL FEDERAL FUNDING ABSTRACT  
(Note: This form has a continuation page)

Department/Agency: Department of Public Works  
Division/Program: Bus Operations  
AS400 Account Number: 5101H1310001B110

<p align="center">Department/Agency <b>Head</b> Certification  Certified as to the accuracy of information contained herein:</p> <p align="center">CARL V. DOMINGUEZ  Signature:   Date: 2/29/14</p>
-----------------------------------------------------------------------------------------------------------------------------------------------------------------------------------------------------------------------------------------------------------------------------------------------------

Grant Title	CFDA Number	Grant Award No.	Fiscal Year 2012					No. of FTE's Funded by Grant	Fiscal Year 2013					No. of FTE's Funded by Grant	
			FY 2012 Federal Grant Award Received	Grant Period	Indirect Cost Applied for/Amount Rec'd.	FY 2012 Expenditures/Encumbrances 1/	FY 2012 Actual Federal Reimbursement		Grant Award No.	FY 2013 Federal Grant Award Received	Grant Period	Indirect Cost Applied for/Amount Rec'd.	FY 2013 Expenditures/Encumbrances 2/		FY 2013 Actual Federal Reimbursement
USDOJ-DPW Bus Satellite Facility Repair	15.875					\$ -	\$ -		D13AF00034	\$ 350,000.00	10/01/12 to 09/30/17	0	\$ -	\$ -	
<b>Total</b>			\$ -	\$ -	\$ -	\$ -	\$ -	\$ -	0	\$ 350,000.00	\$ -	\$ -	\$ -	\$ -	0

1/ If a grant is a continuing grant from previous fiscal years, indicate only in this column, the expenditures/encumbrances which occurred in FY 2012 (10/01/11 to 09/30/12).  
2/ If a grant is a continuing grant from previous fiscal years, indicate only in this column, the expenditures/encumbrances which occurred in FY 2013 (10/01/12 to 09/30/13).  
3/ If a grant is a continuing grant from previous fiscal years, indicate only in this column, the expenditures/encumbrances which occurred in FY 2014 (10/01/13 to 09/30/14).

Office of Finance and Budget  
DEPARTMENTAL FEDERAL FUNDING ABSTRACT  
(Continued from page 1)

Division/Program: Bus Operations  
AS400 Account Number: 5101H1310001B110

As of June 30, 2014													
Fiscal Year 2014								FY 2015 Federal Award Request					
Grant Title	CFDA Number	Grant Award No.	FY 2014 Federal Grant Award Received	Grant Period	Indirect Cost Applied for/Amount Rec'd.	FY2014 Expenditures/Encumbrances 3/	FY 2014 Actual Federal Reimbursement	No. of FTE's Funded	FY 2015 Federal Award Request	Grant Award No.	Grant Period	Indirect Cost Applied for/Amount Rec'd.	No. of FTE's to be Funded by Grant
USDOJ-DPW Bus Satellite Facility Repair	15.875	D13AF00034	\$ -	10/01/12 to 09/30/17	-	\$ -	\$ -						
			\$ -		\$ -	\$ -	\$ -	0	\$ -	\$ -		\$ -	0

1/ If a grant is a continuing grant from previous fiscal years, indicate only in this column, the expenditures/encumbrances which occurred in FY 2012 (10/01/11 to 09/30/12).  
2/ If a grant is a continuing grant from previous fiscal years, indicate only in this column, the expenditures/encumbrances which occurred in FY 2013 (10/01/12 to 09/30/13).  
3/ If a grant is a continuing grant from previous fiscal years, indicate only in this column, the expenditures/encumbrances which occurred in FY 2014 (10/01/13 to 09/30/14).

Run Date : 7/15/14  
Run Time : 11:02:39

STATEMENT OF APPROPRIATIONS, ALLOTMENT, OUTSTANDING ENCUMBRANCE AND EXPENDITURES

Page : 1  
Program: PRTAPPN

User ID : DPWDUENB  
To date : 9/2013  
Account : 5101H131000IB110  
Dept/Division :

Exclude Object Codes:

<u>Account Number</u>	<u>Account Name</u>	<u>YTD Allotment</u>	<u>YTD Expenditures</u>	<u>O/S Encumbrance</u>	<u>Available Funds</u>	<u>Unallotted Balance</u>
5101H131000IB110230	DPW BUS SATELLITE FAC REPAIRS					350,000.00
350,000.00						350,000.00
-----						
IB110	PROGRAM TOTALS	Count:	1			
350,000.00						350,000.00
-----						
00	DIVISION TOTALS	Count:	1			
350,000.00						350,000.00
-----						
10	DEPARTMENT TOTALS:	Count:	1			
350,000.00						350,000.00
-----						
H13	APTYF+FY TOTALS:	Count:	1			
350,000.00						350,000.00
-----						
101	FUND TOTALS:	Count:	1			
350,000.00						350,000.00
-----						
FINAL	TOTALS	Count:	1			
350,000.00						350,000.00



Run Date : 7/09/14  
Run Time : 15:48:34

STATEMENT OF APPROPRIATIONS, ALLOTMENT, OUTSTANDING ENCUMBRANCE AND EXPENDITURES

Page : 1  
Program: PRTAPPN

User ID : DPWADBT  
To date : 6/2014  
Account : 5101H131000IB110  
Dept/Division :

Exclude Object Codes:

<u>Account Number</u>	<u>Account Name</u>	<u>YTD Allotment</u>	<u>YTD Expenditures</u>	<u>O/S Encumbrance</u>	<u>Available Funds</u>	<u>Unalloted Balance</u>
5101H131000IB110230	DPW BUS SATELLITE FAC REPAIRS					350,000.00
350,000.00						
-----						
IB110	PROGRAM TOTALS	Count:	1			350,000.00
350,000.00						
-----						
00	DIVISION TOTALS	Count:	1			350,000.00
350,000.00						
-----						
10	DEPARTMENT TOTALS:	Count:	1			350,000.00
350,000.00						
-----						
H13	APTYP+FY TOTALS:	Count:	1			350,000.00
350,000.00						
-----						
101	FUND TOTALS:	Count:	1			350,000.00
350,000.00						
-----						
FINAL TOTALS		Count:	1			350,000.00
350,000.00						



Office of Finance and Budget  
DEPARTMENTAL FEDERAL FUNDING ABSTRACT  
(Continued from page 1)

Division/Program:  
AS400 Account Number: 5101F121000IB111/5101F131000IB111/5101F141000IB111

As of June 30, 2014													
Fiscal Year 2014									FY 2015 Federal Award Request				
Grant Title	CFDA Number	Grant Award No.	FY 2014 Federal Grant Award Received	Grant Period	Indirect Cost Applied for/Amount Rec'd.	FY 2014 Expenditures/Encumbrances 3/	FY 2014 Actual Federal Reimbursement	No. of FTE's Funded	FY 2015 Federal Award Request	Grant Award No.	Grant Period	Indirect Cost Applied for/Amount Rec'd.	No. of FTE's to be Funded by Grant
DOI-Compact Impact-School Leaseback Project	15.875	D14AF00022GUM	\$ 7,100,000.00	10/1/13 to 09/30/18	-	\$ -	\$ -						
			\$ 7,100,000.00	\$ -	\$ -	\$ -	\$ -	0	\$ -	\$ -	\$ -	\$ -	0

1/ If a grant is a continuing grant from previous fiscal years, indicate only in this column, the expenditures/encumbrances which occurred in FY 2012 (10/01/11 to 09/30/12).  
2/ If a grant is a continuing grant from previous fiscal years, indicate only in this column, the expenditures/encumbrances which occurred in FY 2013 (10/01/12 to 09/30/13).  
3/ If a grant is a continuing grant from previous fiscal years, indicate only in this column, the expenditures/encumbrances which occurred in FY 2014 (10/01/13 to 09/30/14).

Run Date . : 7/16/14  
Run Time . : 14:19:37

STATEMENT OF APPROPRIATIONS, ALLOTMENT, OUTSTANDING ENCUMBRANCE AND EXPENDITURES

Page . : 1  
Program: PRTAPPN

User ID. . . . : DPWUENB  
To date. . . . : 9/2012  
Account. . . . : 5101F121000IB111  
Dept/Division :

Exclude Object Codes:

<u>Account Number</u>	<u>Account Name</u>	<u>YTD Allotment</u>	<u>YTD Expenditures</u>	<u>O/S Encumbrance</u>	<u>Available Funds</u>	<u>Unallotted Balance</u>
5101F121000IB111290	COMP IMP-SCHOOL LEASEBACK PROJ	7,100,000.00	7,100,000.00			
-----						
IB111	PROGRAM TOTALS	Count:	1			
	7,100,000.00	7,100,000.00	7,100,000.00			
-----						
00	DIVISION TOTALS	Count:	1			
	7,100,000.00	7,100,000.00	7,100,000.00			
-----						
10	DEPARTMENT TOTALS:	Count:	1			
	7,100,000.00	7,100,000.00	7,100,000.00			
-----						
F12	APTYF+FY TOTALS:	Count:	1			
	7,100,000.00	7,100,000.00	7,100,000.00			
-----						
101	FUND TOTALS:	Count:	1			
	7,100,000.00	7,100,000.00	7,100,000.00			
-----						
FINAL	TOTALS	Count:	1			
	7,100,000.00	7,100,000.00	7,100,000.00			

Run Date : 7/16/14  
 Run Time : 14:19:21

STATEMENT OF APPROPRIATIONS, ALLOTMENT, OUTSTANDING ENCUMBRANCE AND EXPENDITURES

Page : 1  
 Program: PRTAPPN

User ID : DPWUENB  
 To date : 9/2013  
 Account : 5101F131000IB111  
 Dept/Division :

Exclude Object Codes:

<u>Account Number</u>	<u>Account Name</u>	<u>YTD Allotment</u>	<u>YTD Expenditures</u>	<u>O/S Encumbrance</u>	<u>Available Funds</u>	<u>Unallotted Balance</u>
5101F131000IB111290	COMP IMP-SCHOOL LEASEBACK PROG	7,100,000.00	7,100,000.00			
-----						
IB111	PROGRAM TOTALS	Count: 7,100,000.00	1		7,100,000.00	
-----						
00	DIVISION TOTALS	Count: 7,100,000.00	1		7,100,000.00	
-----						
10	DEPARTMENT TOTALS:	Count: 7,100,000.00	1		7,100,000.00	
-----						
F13	APTYP+FY TOTALS:	Count: 7,100,000.00	1		7,100,000.00	
-----						
101	FUND TOTALS:	Count: 7,100,000.00	1		7,100,000.00	
-----						
FINAL	TOTALS	Count: 7,100,000.00	1		7,100,000.00	

Run Date : 7/16/14  
Run Time : 14:25:25

STATEMENT OF APPROPRIATIONS, ALLOTMENT, OUTSTANDING ENCUMBRANCE AND EXPENDITURES

Page : 1  
Program: PRTAPPN

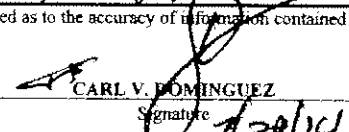
User ID : DPWUENB  
To date : 6/2014  
Account : S101F141000IB111  
Dept/Division :

Exclude Object Codes:

<u>Account Number</u>	<u>Account Name</u>	<u>Tot Appropriation</u>	<u>YTD Allotment</u>	<u>YTD Expenditures</u>	<u>O/S Encumbrance</u>	<u>Available Funds</u>	<u>Unallotted Balance</u>
S101F141000IB111290	DOI GRANT SCHOOL LEASEBACK PRJ	7,100,000.00	7,100,000.00			7,100,000.00	
<b>IB111 PROGRAM TOTALS</b>			<b>Count: 1</b>				
		7,100,000.00	7,100,000.00			7,100,000.00	
<b>00 DIVISION TOTALS</b>			<b>Count: 1</b>				
		7,100,000.00	7,100,000.00			7,100,000.00	
<b>10 DEPARTMENT TOTALS:</b>			<b>Count: 1</b>				
		7,100,000.00	7,100,000.00			7,100,000.00	
<b>F14 APYFP+FY TOTALS:</b>			<b>Count: 1</b>				
		7,100,000.00	7,100,000.00			7,100,000.00	
<b>101 FUND TOTALS:</b>			<b>Count: 1</b>				
		7,100,000.00	7,100,000.00			7,100,000.00	
<b>FINAL TOTALS</b>			<b>Count: 1</b>				
		7,100,000.00	7,100,000.00			7,100,000.00	

Office of Finance and Budget  
 DEPARTMENTAL FEDERAL FUNDING ABSTRACT  
 (Note: This form has a continuation page)

Department/Agency: Department of Public Works  
 Division/Program: Bus Operations  
 AS400 Account Number: 5101H131000IB112

Department/Agency Certification
Certified as to the accuracy of information contained herein:
 CARL V. DOMINGUEZ Signature
Date 12/29/14

Grant Title	CFDA Number	Grant Award No.	Fiscal Year 2012						Fiscal Year 2013					
			FY 2012 Federal Grant Award Received	Grant Period	Indirect Cost Applied for/Amount Rec'd.	FY 2012 Expenditures/Encumbrances 1/	FY 2012 Actual Federal Reimbursement	No. of FTE's Funded by Grant	Grant Award No.	FY 2013 Federal Grant Award Received	Grant Period	Indirect Cost Applied for/Amount Rec'd.	FY 2013 Expenditures/Encumbrances 2/	FY 2013 Actual Federal Reimbursement
USDOJ-School Bus Procurement (60 Pax)	15.875							D13AP00032	\$ 2,063,000.00	05/01/13 to 04/30/18	\$ -	\$ -	\$ -	
<b>Total</b>			\$ -	\$ -	\$ -	\$ -	\$ -	0	\$ 2,063,000.00	\$ -	\$ -	\$ -	\$ -	0

1/ If a grant is a continuing grant from previous fiscal years, indicate only in this column, the expenditures/encumbrances which occurred in FY 2012 (10/01/11 to 09/30/12).  
 2/ If a grant is a continuing grant from previous fiscal years, indicate only in this column, the expenditures/encumbrances which occurred in FY 2013 (10/01/12 to 09/30/13).  
 3/ If a grant is a continuing grant from previous fiscal years, indicate only in this column, the expenditures/encumbrances which occurred in FY 2014 (10/01/13 to 09/30/14).

Office of Finance and Budget  
 DEPARTMENTAL FEDERAL FUNDING ABSTRACT  
 (Continued from page 1)

Division/Program: Bus Operations  
 AS400 Account Number: 5101H1310001B112

As of June 30, 2014													
Fiscal Year 2014									FY 2015 Federal Award Request				
Grant Title	CFDA Number	Grant Award No.	FY 2014 Federal Grant Award Received	Grant Period	Indirect Cost Applied for/Amount Rec'd	FY2014 Expenditures/Encumbrances 3/	FY 2014 Actual Federal Reimbursement	No. of FTE's Funded	FY 2015 Federal Award Request	Grant Award No.	Grant Period	Indirect Cost Applied for/Amount Rec'd	No. of FTE's to be Funded by Grant
USDOJ-School Bus Procurement (60 Pax)	15.875	D13AP00032	\$ -	05/01/13 to 04/30/18	-	\$ 1,920,000.00	\$ -						
			\$ -	\$ -	\$ -	\$ 1,920,000.00	\$ -	0	\$ -	\$ -	\$ -	\$ -	0

1/ If a grant is a continuing grant from previous fiscal years, indicate only in this column, the expenditures/encumbrances which occurred in FY 2012 (10/01/11 to 09/30/12).  
 2/ If a grant is a continuing grant from previous fiscal years, indicate only in this column, the expenditures/encumbrances which occurred in FY 2013 (10/01/12 to 09/30/13).  
 3/ If a grant is a continuing grant from previous fiscal years, indicate only in this column, the expenditures/encumbrances which occurred in FY 2014 (10/01/13 to 09/30/14).



User ID : DPWUENB  
 To date : 9/2013  
 Account : 5101H131000IB112  
 Dept/Division :

Exclude Object Codes:

<u>Account Number</u>	<u>Account Name</u>	<u>YTD Allotment</u>	<u>YTD Expenditures</u>	<u>O/S Encumbrance</u>	<u>Available Funds</u>	<u>Unallotted Balance</u>
5101H131000IB112230	FY13 DOI/CIP SCHL BUS PROCRMNT					
5101H131000IB112250	FY13 DOI/CIP SCHL BUS PROCRMNT					
5101H131000IB112450	FY13 DOI/CIP SCHL BUS PROCRMNT	2,063,000.00	2,063,000.00		2,063,000.00	
-----						
<b>IB112 PROGRAM TOTALS</b>	<b>Count:</b>		<b>3</b>			
2,063,000.00	2,063,000.00				2,063,000.00	
-----						
<b>00 DIVISION TOTALS</b>	<b>Count:</b>		<b>3</b>			
2,063,000.00	2,063,000.00				2,063,000.00	
-----						
<b>10 DEPARTMENT TOTALS:</b>	<b>Count:</b>		<b>3</b>			
2,063,000.00	2,063,000.00				2,063,000.00	
-----						
<b>H13 APTYP+FY TOTALS:</b>	<b>Count:</b>		<b>3</b>			
2,063,000.00	2,063,000.00				2,063,000.00	
-----						
<b>101 FUND TOTALS:</b>	<b>Count:</b>		<b>3</b>			
2,063,000.00	2,063,000.00				2,063,000.00	
-----						
<b>FINAL TOTALS</b>	<b>Count:</b>		<b>3</b>			
2,063,000.00	2,063,000.00				2,063,000.00	


User ID . . . : DPWVADET  
 To date . . . : 6/2014  
 Account . . . : 5101H131000IB112  
 Dept/Division :

Exclude Object Codes:

<u>Account Number</u>	<u>Account Name</u>	<u>YTD Allotment</u>	<u>YTD Expenditures</u>	<u>O/S Encumbrance</u>	<u>Available Funds</u>	<u>Unallotted Balance</u>
5101H131000IB112230	FY13 DOI/CIP SCHL BUS PROCRMNT					
5101H131000IB112250	FY13 DOI/CIP SCHL BUS PROCRMNT					
5101H131000IB112450	FY13 DOI/CIP SCHL BUS PROCRMNT					
2,063,000.00		2,063,000.00		1,920,000.00	143,000.00	
-----						
IB112 PROGRAM TOTALS	Count:	3				
2,063,000.00	2,063,000.00		1,920,000.00	143,000.00		
-----						
00 DIVISION TOTALS	Count:	3				
2,063,000.00	2,063,000.00		1,920,000.00	143,000.00		
-----						
10 DEPARTMENT TOTALS:	Count:	3				
2,063,000.00	2,063,000.00		1,920,000.00	143,000.00		
-----						
H13 APTYP+FY TOTALS:	Count:	3				
2,063,000.00	2,063,000.00		1,920,000.00	143,000.00		
-----						
101 FUND TOTALS:	Count:	3				
2,063,000.00	2,063,000.00		1,920,000.00	143,000.00		
-----						
FINAL TOTALS	Count:	3				
2,063,000.00	2,063,000.00		1,920,000.00	143,000.00		

Office of Finance and Budget  
 DEPARTMENTAL FEDERAL FUNDING ABSTRACT  
 (Note: This form has a continuation page)

Department/Agency: Department of Public Works  
 Division/Program: Division of Highways  
 AS400 Account Number: 5101H1310001R113

Department/Agency Head Certification	
Certified as to the accuracy of information contained herein:	
 CARL V. DOMINGUEZ Signature	7/17/14 Date

Grant Title	CFDA Number	Fiscal Year 2012							Fiscal Year 2013						
		Grant Award No.	FY 2012 Federal Grant Award Received	Grant Period	Indirect Cost Applied for/Amount Rec'd.	FY 2012 Expenditures/Encumbrances 1/	FY 2012 Actual Federal Reimbursement	No. of FTE's Funded by Grant	Grant Award No.	FY 2013 Federal Grant Award Received	Grant Period	Indirect Cost Applied for/Amount Rec'd.	FY 2013 Expenditures/Encumbrances 2/	FY 2013 Actual Federal Reimbursement	No. of FTE's Funded by Grant
DOI CIP-Heavy Equipment/Preventive Maintenance	15.875		\$ -					D13AP00034	\$ 2,000,000.00	05/01/13 to 04/30/18		\$ -	\$ -	\$ -	0
<b>Total</b>			\$ -		\$ -		\$ -		\$ 2,000,000.00	\$ -	\$ -	\$ -	\$ -	\$ -	0

1/ If a grant is a continuing grant from previous fiscal years, indicate only in this column, the expenditures/encumbrances which occurred in FY 2012 (10/01/11 to 09/30/12).  
 2/ If a grant is a continuing grant from previous fiscal years, indicate only in this column, the expenditures/encumbrances which occurred in FY 2013 (10/01/12 to 09/30/13).  
 3/ If a grant is a continuing grant from previous fiscal years, indicate only in this column, the expenditures/encumbrances which occurred in FY 2014 (10/01/13 to 09/30/14).

Office of Finance and Budget  
 DEPARTMENTAL FEDERAL FUNDING ABSTRACT  
 (Continued from page 1)

Division/Program: Division of Highways  
 AS400 Account Number: 5101H1310001B113

		As of June 30, 2014							FY 2015 Federal Award Request				
		Fiscal Year 2014											
Grant Title	CFDA Number	Grant Award No.	FY 2014 Federal Grant Award Received	Grant Period	Indirect Cost Applied for Amount Rec'd.	FY 2014 Expenditures/Encumbrances 3/	FY 2014 Actual Federal Reimbursement	No. of FTE's Funded	FY 2015 Federal Award Request	Grant Award No.	Grant Period	Indirect Cost Applied for Amount Rec'd.	No. of FTE's to be Funded by Grant
DOI CIP-Heavy Equipment/Preventive Maintenance	15.875	D13AP00034	\$ -	05/01/13 to 04/30/18	-	\$ 1,900,000.00	\$ -						
			\$ -		\$ -	\$ 1,900,000.00	\$ -	0	\$ -	\$ -	\$ -	\$ -	0

1/ If a grant is a continuing grant from previous fiscal years, indicate only in this column, the expenditures/encumbrances which occurred in FY 2012 (10/01/11 to 09/30/12).  
 2/ If a grant is a continuing grant from previous fiscal years, indicate only in this column, the expenditures/encumbrances which occurred in FY 2013 (10/01/12 to 09/30/13).  
 3/ If a grant is a continuing grant from previous fiscal years, indicate only in this column, the expenditures/encumbrances which occurred in FY 2014 (10/01/13 to 09/30/14).

User ID : DPWDUENB  
 To date : 9/2013  
 Account : 5101H131000IB113 Exclude Object Codes:  
 Dept/Division :

Account Number	Account Name	Tot Appropriation	YTD Allotment	YTD Expenditures	O/S Encumbrance	Available Funds	Unallotted Balance
5101H131000IB113230	FY13 DOI CIP-HVY EQ/PREV MAINT						
5101H131000IB113250	FY13 DOI CIP-HVY EQ/PREV MAINT						
5101H131000IB113450	FY13 DOI CIP-HVY EQ/PREV MAINT	2,000,000.00	2,000,000.00			2,000,000.00	
-----							
<b>IB113 PROGRAM TOTALS</b>	<b>Count:</b>		<b>3</b>				
2,000,000.00	2,000,000.00					2,000,000.00	
-----							
<b>00 DIVISION TOTALS</b>	<b>Count:</b>		<b>3</b>				
2,000,000.00	2,000,000.00					2,000,000.00	
-----							
<b>10 DEPARTMENT TOTALS:</b>	<b>Count:</b>		<b>3</b>				
2,000,000.00	2,000,000.00					2,000,000.00	
-----							
<b>H13 APTYP+FY TOTALS:</b>	<b>Count:</b>		<b>3</b>				
2,000,000.00	2,000,000.00					2,000,000.00	
-----							
<b>101 FUND TOTALS:</b>	<b>Count:</b>		<b>3</b>				
2,000,000.00	2,000,000.00					2,000,000.00	
-----							
<b>FINAL TOTALS</b>	<b>Count:</b>		<b>3</b>				
2,000,000.00	2,000,000.00					2,000,000.00	

User ID . . . : DPWDUENB  
 To date . . . : 6/2014  
 Account . . . : 5101H131000IB113 Exclude Object Codes:  
 Dept/Division :

<u>Account Number</u>	<u>Account Name</u>	<u>YTD Allotment</u>	<u>YTD Expenditures</u>	<u>O/S Encumbrance</u>	<u>Available Funds</u>	<u>Unallotted Balance</u>
5101H131000IB113230	FY13 DOI CIP-HVY EQ/PREV MAINT					
5101H131000IB113250	FY13 DOI CIP-HVY EQ/PREV MAINT					
5101H131000IB113450	FY13 DOI CIP-HVY EQ/PREV MAINT					
2,000,000.00		2,000,000.00		1,900,000.00	100,000.00	
-----						
<b>IB113 PROGRAM TOTALS</b>	<b>Count:</b>	<b>3</b>				
2,000,000.00	2,000,000.00			1,900,000.00	100,000.00	
-----						
<b>00 DIVISION TOTALS</b>	<b>Count:</b>	<b>3</b>				
2,000,000.00	2,000,000.00			1,900,000.00	100,000.00	
-----						
<b>10 DEPARTMENT TOTALS:</b>	<b>Count:</b>	<b>3</b>				
2,000,000.00	2,000,000.00			1,900,000.00	100,000.00	
-----						
<b>H13 APTYP+EY TOTALS:</b>	<b>Count:</b>	<b>3</b>				
2,000,000.00	2,000,000.00			1,900,000.00	100,000.00	
-----						
<b>101 FUND TOTALS:</b>	<b>Count:</b>	<b>3</b>				
2,000,000.00	2,000,000.00			1,900,000.00	100,000.00	
-----						
<b>FINAL TOTALS</b>	<b>Count:</b>	<b>3</b>				
2,000,000.00	2,000,000.00			1,900,000.00	100,000.00	

Office of Finance and Budget  
 DEPARTMENTAL FEDERAL FUNDING ABSTRACT  
 (Note: This form has a continuation page)

Department/Agency: Department of Public Works  
 Division/Program: Capital Improvement Projects  
 AS400 Account Number: 5101H131000IB114

Department/Agency Head Certification	
Certified as to the accuracy of information contained herein:	
<i>HC</i>	CARL V. DOMINGUEZ
Signature	Date 7/29/14

Grant Title	CEDA Number	Fiscal Year 2012							Fiscal Year 2013						
		Grant Award No.	FY 2012 Federal Grant Award Received	Grant Period	Indirect Cost Applied for/Amount Rec'd.	FY 2012 Expenditures/Encumbrances 1/	FY 2012 Actual Federal Reimbursement	No. of FTE's Funded by Grant	Grant Award No.	FY 2013 Federal Grant Award Received	Grant Period	Indirect Cost Applied for/Amount Rec'd.	FY 2013 Expenditures/Encumbrances 2/	FY 2013 Actual Federal Reimbursement	No. of FTE's Funded by Grant
US DOI CIP Infrastructure Maintenance	15.875				0	\$ -	\$ -		D13AP00035	\$ 545,000.00	05/01/13 to 04/30/18	-	\$ -	\$ -	
Total			\$ -	\$ -	\$ -	\$ -	\$ -		0	\$ 545,000.00	\$ -	\$ -	\$ -	\$ -	0

1/ If a grant is a continuing grant from previous fiscal years, indicate only in this column, the expenditures/encumbrances which occurred in FY 2012 (10/01/11 to 09/30/12).  
 2/ If a grant is a continuing grant from previous fiscal years, indicate only in this column, the expenditures/encumbrances which occurred in FY 2013 (10/01/12 to 09/30/13).  
 3/ If a grant is a continuing grant from previous fiscal years, indicate only in this column, the expenditures/encumbrances which occurred in FY 2014 (10/01/13 to 09/30/14).

Office of Finance and Budget  
DEPARTMENTAL FEDERAL FUNDING ABSTRACT  
(Continued from page 1)

Division/Program: Capital Improvement Projects  
AS400 Account Number: 5101H1310001B114

			As of June 30, 2014						FY 2015 Federal Award Request				
			Fiscal Year 2014										
Grant Title	CFDA Number	Grant Award No.	FY 2014 Federal Grant Award Received	Grant Period	Indirect Cost Applied for Amount Rec'd.	FY2014 Expenditures/Encumbrances <sup>1/</sup>	FY 2014 Actual Federal Reimbursement	No. of FTE's Funded	FY 2015 Federal Award Request	Grant Award No.	Grant Period	Indirect Cost Applied for Amount Rec'd.	No. of FTE's to be Funded by Grant
US DOI CIP Infrastructure Maintenance	15.875	D13AP00035	\$ -	05/01/13 to 04/30/18	-	\$ -	\$ -						
			\$ -	\$ -	\$ -	\$ -	\$ -	0	\$ -	\$ -	\$ -	\$ -	0

1/ If a grant is a continuing grant from previous fiscal years, indicate only in this column, the expenditures/encumbrances which occurred in FY 2012 (10/01/11 to 09/30/12).  
2/ If a grant is a continuing grant from previous fiscal years, indicate only in this column, the expenditures/encumbrances which occurred in FY 2013 (10/01/12 to 09/30/13).  
3/ If a grant is a continuing grant from previous fiscal years, indicate only in this column, the expenditures/encumbrances which occurred in FY 2014 (10/01/13 to 09/30/14).



Run Date . . : 7/17/14  
 Run Time . . : 11:27:01

STATEMENT OF APPROPRIATIONS, ALLOTMENT, OUTSTANDING ENCUMBRANCE AND EXPENDITURES

Page . . : 1  
 Program: PRTAPPN

User ID . . . : DPWUENE  
 To date . . . : 9/2013  
 Account . . . : 5101H131000IB114  
 Dept/Division :

Exclude Object Codes:

<u>Account Number</u>	<u>Account Name</u>	<u>YTD Allotment</u>	<u>YTD Expenditures</u>	<u>O/S Encumbrance</u>	<u>Available Funds</u>	<u>Unalloted Balance</u>
5101H131000IB114230	FY13 DOI CIP-INFRASTR MAINT					
5101H131000IB114250	FY13 DOI CIP-INFRASTR MAINT					
5101H131000IB114450	FY13 DOI CIP-INFRASTR MAINT					545,000.00
-----						
<b>IB114</b>	<b>PROGRAM TOTALS</b>	<b>Count:</b>	<b>3</b>			<b>545,000.00</b>
	545,000.00					
-----						
<b>00</b>	<b>DIVISION TOTALS</b>	<b>Count:</b>	<b>3</b>			<b>545,000.00</b>
	545,000.00					
-----						
<b>10</b>	<b>DEPARTMENT TOTALS:</b>	<b>Count:</b>	<b>3</b>			<b>545,000.00</b>
	545,000.00					
-----						
<b>H13</b>	<b>APTYB+FY TOTALS:</b>	<b>Count:</b>	<b>3</b>			<b>545,000.00</b>
	545,000.00					
-----						
<b>101</b>	<b>FUND TOTALS:</b>	<b>Count:</b>	<b>3</b>			<b>545,000.00</b>
	545,000.00					
-----						
<b>FINAL</b>	<b>TOTALS</b>	<b>Count:</b>	<b>3</b>			<b>545,000.00</b>
	545,000.00					

User ID . . . : DPWDUENB  
 To date . . . : 6/2014  
 Account . . . : 5101H131000IB114  
 Dept/Division :

Exclude Object Codes:

<u>Account Number</u>	<u>Account Name</u>	<u>YTD Allotment</u>	<u>YTD Expenditures</u>	<u>O/S Encumbrance</u>	<u>Available Funds</u>	<u>Unallotted Balance</u>
5101H131000IB114230	FY13 DOI CIP-INFRASTR MAINT					
5101H131000IB114250	FY13 DOI CIP-INFRASTR MAINT					
5101H131000IB114450	FY13 DOI CIP-INFRASTR MAINT					545,000.00
545,000.00						545,000.00
-----						
<b>IB114 PROGRAM TOTALS</b>	<b>Count:</b>	<b>3</b>				<b>545,000.00</b>
545,000.00						545,000.00
-----						
<b>00 DIVISION TOTALS</b>	<b>Count:</b>	<b>3</b>				<b>545,000.00</b>
545,000.00						545,000.00
-----						
<b>10 DEPARTMENT TOTALS:</b>	<b>Count:</b>	<b>3</b>				<b>545,000.00</b>
545,000.00						545,000.00
-----						
<b>H13 APTYP+FY TOTALS:</b>	<b>Count:</b>	<b>3</b>				<b>545,000.00</b>
545,000.00						545,000.00
-----						
<b>101 FUND TOTALS:</b>	<b>Count:</b>	<b>3</b>				<b>545,000.00</b>
545,000.00						545,000.00
-----						
<b>FINAL TOTALS</b>	<b>Count:</b>	<b>3</b>				<b>545,000.00</b>
545,000.00						545,000.00

Office of Finance and Budget  
**DEPARTMENTAL FEDERAL FUNDING ABSTRACT**  
 (Note: This form has a continuation page)

Department/Agency Head Certification
Certified as to the accuracy of information contained herein:
_____ Signature CARL V. DOMINGUEZ
_____ Date 07/29/14

Department/Agency: Department of Public Works  
 Division/Program: Transportation Maintenance  
 AS400 Account Number: S101H131020TA101

Grant Title	CFDA Number	Grant Award No.	Fiscal Year 2012					Fiscal Year 2013								
			FY 2012 Federal Grant Award Received	Grant Period	Indirect Cost Applied for/Amount Rec'd	FY 2012 Expenditures/Encumbrances 1/	FY 2012 Actual Federal Reimbursement	No. of FTE's Funded by Grant	Grant Award No.	FY 2013 Federal Grant Award Received	Grant Period	Indirect Cost Applied for/Amount Rec'd	FY 2013 Expenditures/Encumbrances 2/	FY 2013 Actual Federal Reimbursement	No. of FTE's Funded by Grant	
DOI-DPW Fleet Management System	15.875				0	\$ -	\$ -	\$ -		D13AP00107	\$ 200,000.00	07/18/13 to 09/30/17	\$ -	\$ -	\$ -	0
<b>Total</b>			\$ -	\$ -	\$ -	\$ -	\$ -	\$ -		0	\$ 200,000.00		\$ -	\$ -	\$ -	0

1/ If a grant is a continuing grant from previous fiscal years, indicate only in this column, the expenditures/encumbrances which occurred in FY 2012 (10/01/11 to 09/30/12).  
 2/ If a grant is a continuing grant from previous fiscal years, indicate only in this column, the expenditures/encumbrances which occurred in FY 2013 (10/01/12 to 09/30/13).  
 3/ If a grant is a continuing grant from previous fiscal years, indicate only in this column, the expenditures/encumbrances which occurred in FY 2014 (10/01/13 to 09/30/14).

Office of Finance and Budget  
DEPARTMENTAL FEDERAL FUNDING ABSTRACT  
(Continued from page 1)

Division/Program: Capital Improvement Projects  
AS400 Account Number: 5101H131020TA101

		As of June 30, 2014							FY 2015 Federal Award Request				
		Fiscal Year 2014											
Grant Title	CFDA Number	Grant Award No.	FY 2014 Federal Grant Award Received	Grant Period	Indirect Cost Applied for/Amount Rec'd	FY 2014 Expenditures/Encumbrances 3/	FY 2014 Actual Federal Reimbursement	No. of FTE's Funded	FY 2015 Federal Award Request	Grant Award No.	Grant Period	Indirect Cost Applied for/Amount Rec'd	No. of FTE's to be Funded by Grant
DOI-DPW Fleet Management System	15.875	D13AP00107	\$ -	07/18/13 to 09/30/17	-	\$ 200,000.00	\$ -						
			\$ -	\$ -	\$ -	\$ 200,000.00	\$ -	0	\$ -	\$ -	\$ -	\$ -	0

1/ If a grant is a continuing grant from previous fiscal years, indicate only in this column, the expenditures/encumbrances which occurred in FY 2012 (10/01/11 to 09/30/12).  
2/ If a grant is a continuing grant from previous fiscal years, indicate only in this column, the expenditures/encumbrances which occurred in FY 2013 (10/01/12 to 09/30/13).  
3/ If a grant is a continuing grant from previous fiscal years, indicate only in this column, the expenditures/encumbrances which occurred in FY 2014 (10/01/13 to 09/30/14).

Run Date . . : 7/15/14  
 Run Time . . : 13:48:47

STATEMENT OF APPROPRIATIONS, ALLOTMENT, OUTSTANDING ENCUMBRANCE AND EXPENDITURES

Page . . : 1  
 Program: PRTAPPN

User ID . . . : DPWUENE  
 To date . . . : 9/2013  
 Account . . . : S101H131020TA101  
 Dept/Division :

Exclude Object Codes:

<u>Account Number</u>	<u>Account Name</u>	<u>YTD Allotment</u>	<u>YTD Expenditures</u>	<u>O/S Encumbrance</u>	<u>Available Funds</u>	<u>Unallotted Balance</u>
S101H131020TA101230	DPW FLEET MANAGEMENT SYSTEM	200,000.00	200,000.00		200,000.00	
-----						
TA101	PROGRAM TOTALS	Count:	1			
	200,000.00	200,000.00			200,000.00	
-----						
20	DIVISION TOTALS	Count:	1			
	200,000.00	200,000.00			200,000.00	
-----						
10	DEPARTMENT TOTALS:	Count:	1			
	200,000.00	200,000.00			200,000.00	
-----						
H13	APTYF+FY TOTALS:	Count:	1			
	200,000.00	200,000.00			200,000.00	
-----						
101	FUND TOTALS:	Count:	1			
	200,000.00	200,000.00			200,000.00	
-----						
FINAL	TOTALS	Count:	1			
	200,000.00	200,000.00			200,000.00	

User ID. . . . : DPWPERES  
 To date. . . . : 6/2014  
 Account. . . . : 5101H131020TA101  
 Dept/Division :

Exclude Object Codes:

<u>Account Number</u>	<u>Account Name</u>	<u>YTD Allotment</u>	<u>YTD Expenditures</u>	<u>O/S Encumbrance</u>	<u>Available Funds</u>	<u>Unallotted Balance</u>
5101H131020TA101230	DPW FLEET MANAGEMENT SYSTEM	200,000.00	200,000.00	200,000.00		
-----						
TA101	PROGRAM TOTALS	Count:	1			
	200,000.00	200,000.00		200,000.00		
-----						
20	DIVISION TOTALS	Count:	1			
	200,000.00	200,000.00		200,000.00		
-----						
10	DEPARTMENT TOTALS:	Count:	1			
	200,000.00	200,000.00		200,000.00		
-----						
H13	APTYF+FY TOTALS:	Count:	1			
	200,000.00	200,000.00		200,000.00		
-----						
101	FUND TOTALS:	Count:	1			
	200,000.00	200,000.00		200,000.00		
-----						
FINAL	TOTALS	Count:	1			
	200,000.00	200,000.00		200,000.00		



Office of Finance and Budget  
DEPARTMENTAL FEDERAL FUNDING ABSTRACT  
(Continued from page 1)

Division/Program: Capital Improvement Projects  
AS400 Account Number: 5101H131010TA104

As of June 30, 2014													
Fiscal Year 2014									FY 2015 Federal Award Request				
Grant Title	CPDA Number	Grant Award No.	FY 2014 Federal Grant Award Received	Grant Period	Indirect Cost Applied for/Amount Rec'd.	FY 2014 Expenditures/Encumbrances 3/	FY 2014 Actual Federal Reimbursement	No. of FTE's Funded	FY 2015 Federal Award Request	Grant Award No.	Grant Period	Indirect Cost Applied for/Amount Rec'd.	No. of FTE's to be Funded by Grant
DOI-OLA TAP Grant - CIP Equipment	15.875	D13AP00106	\$ -	07/18/13 to 09/30/16	-	\$ 18,406.69	\$ -						
			\$ -	\$ -	\$ -	\$ 18,406.69	\$ -	0	\$ -	\$ -	\$ -	\$ -	0

1/ If a grant is a continuing grant from previous fiscal years, indicate only in this column, the expenditures/encumbrances which occurred in FY 2012 (10/01/11 to 09/30/12).  
2/ If a grant is a continuing grant from previous fiscal years, indicate only in this column, the expenditures/encumbrances which occurred in FY 2013 (10/01/12 to 09/30/13).  
3/ If a grant is a continuing grant from previous fiscal years, indicate only in this column, the expenditures/encumbrances which occurred in FY 2014 (10/01/13 to 09/30/14).



User ID . . . : DPWUENE  
 To date . . . : 9/2013  
 Account . . . : 5101H131010TA104  
 Dept/Division :

Exclude Object Codes:

Account Number	Account Name	YTD Expenditures	O/S Encumbrance	Available Funds	Unallotted Balance
5101H131010TA104250	TA-GU-2013-6 TECH ASSIST PROG				
5101H131010TA104450	TA-GU-2013-6 TECH ASSIST PROG				
20,000.00	20,000.00			20,000.00	
-----					
<b>TA104</b>	<b>PROGRAM TOTALS</b>	<b>Count: 2</b>		<b>20,000.00</b>	
20,000.00	20,000.00			20,000.00	
-----					
<b>10</b>	<b>DIVISION TOTALS</b>	<b>Count: 2</b>		<b>20,000.00</b>	
20,000.00	20,000.00			20,000.00	
-----					
<b>10</b>	<b>DEPARTMENT TOTALS:</b>	<b>Count: 2</b>		<b>20,000.00</b>	
20,000.00	20,000.00			20,000.00	
-----					
<b>H13</b>	<b>APTYF+FY TOTALS:</b>	<b>Count: 2</b>		<b>20,000.00</b>	
20,000.00	20,000.00			20,000.00	
-----					
<b>101</b>	<b>FUND TOTALS:</b>	<b>Count: 2</b>		<b>20,000.00</b>	
20,000.00	20,000.00			20,000.00	
-----					
<b>FINAL</b>	<b>TOTALS</b>	<b>Count: 2</b>		<b>20,000.00</b>	
20,000.00	20,000.00			20,000.00	



User ID : DPWUENB  
 To date : 6/2014  
 Account : 5101H131010TA104  
 Dept/Division :

Exclude Object Codes:

Account Number	Account Name				
<u>Tot Appropriation</u>	<u>YTD Allotment</u>	<u>YTD Expenditures</u>	<u>O/S Encumbrance</u>	<u>Available Funds</u>	<u>Unalloted Balance</u>
5101H131010TA104250	TA-GU-2013-6 TECH ASSIST PROG	20,000.00	20,000.00	18,406.69	1,593.31
5101H131010TA104450	TA-GU-2013-6 TECH ASSIST PROG				
-----					
<b>TA104 PROGRAM TOTALS</b>	<b>Count:</b>	<b>2</b>			
20,000.00	20,000.00		18,406.69	1,593.31	
-----					
<b>10 DIVISION TOTALS</b>	<b>Count:</b>	<b>2</b>			
20,000.00	20,000.00		18,406.69	1,593.31	
-----					
<b>10 DEPARTMENT TOTALS:</b>	<b>Count:</b>	<b>2</b>			
20,000.00	20,000.00		18,406.69	1,593.31	
-----					
<b>H13 APTYP+FY TOTALS:</b>	<b>Count:</b>	<b>2</b>			
20,000.00	20,000.00		18,406.69	1,593.31	
-----					
<b>101 FUND TOTALS:</b>	<b>Count:</b>	<b>2</b>			
20,000.00	20,000.00		18,406.69	1,593.31	
-----					
<b>FINAL TOTALS</b>	<b>Count:</b>	<b>2</b>			
20,000.00	20,000.00		18,406.69	1,593.31	

Office of Finance and Budget  
 DEPARTMENTAL FEDERAL FUNDING ABSTRACT  
 (Note: This form has a continuation page)

Department/Agency: Department of Public Works  
 Division/Program: Capital Improvement Projects  
 AS400 Account Number: 5101H131010TA105

Department/Agency Head Certification	
Certified as to the accuracy of information contained herein:	
	CARL V. DOMINGUEZ Signature
	7/29/14 Date

Grant Title	CFDA Number	Grant Award No.	Fiscal Year 2012					Fiscal Year 2013							
			FY 2012 Federal Grant Award Received	Grant Period	Indirect Cost Applied for/Amount Rec'd.	FY 2012 Expenditures/Encumbrances 1/	FY 2012 Actual Federal Reimbursement	No. of FTE's Funded by Grant	Grant Award No.	FY 2013 Federal Grant Award Received	Grant Period	Indirect Cost Applied for/Amount Rec'd.	FY 2013 Expenditures/Encumbrances 2/	FY 2013 Actual Federal Reimbursement	No. of FTE's Funded by Grant
DOL-OIA TAP Grant-DPW Doors/Windows Replacement (Supplemental Grant)	15.875				0	\$ -	\$ -		D13AP00141	\$ 40,000.00	09/05/13 to 07/30/15	-	\$ -	\$ -	
<b>Total</b>			\$ -		\$ -	\$ -	\$ -		01	\$ 40,000.00	\$ -	\$ -	\$ -	\$ -	01

1/ If a grant is a continuing grant from previous fiscal years, indicate only in this column, the expenditures/encumbrances which occurred in FY 2012 (10/01/11 to 09/30/12).  
 2/ If a grant is a continuing grant from previous fiscal years, indicate only in this column, the expenditures/encumbrances which occurred in FY 2013 (10/01/12 to 09/30/13).  
 3/ If a grant is a continuing grant from previous fiscal years, indicate only in this column, the expenditures/encumbrances which occurred in FY 2014 (10/01/13 to 09/30/14).

Office of Finance and Budget  
DEPARTMENTAL FEDERAL FUNDING ABSTRACT  
*(Continued from page 1)*

Division/Program: Capital Improvement Projects  
AS400 Account Number: 5101H131010TA105

As of June 30, 2014									FY 2015 Federal Award Request				
Fiscal Year 2014													
Grant Title	CFDA Number	Grant Award No.	FY 2014 Federal Grant Award Received	Grant Period	Indirect Cost Applied for Amount Rec'd.	FY2014 Expenditures/Encumbrances <sup>1/</sup>	FY 2014 Actual Federal Reimbursement	No. of FTE's Funded	FY 2015 Federal Award Request	Grant Award No.	Grant Period	Indirect Cost Applied for Amount Rec'd.	No. of FTE's to be Funded by Grant
DOI-OIA TAP Grant-DPW Doors/Windows Replacement (Supplemental Grant)	15.875	D13AP00141	\$ -	09/05/13 to 07/30/15	-	\$ 18,000.00	\$ -						
			\$ -	\$ -	\$ -	\$ 18,000.00	\$ -	0	\$ -	\$ -	\$ -	\$ -	0

1/ If a grant is a continuing grant from previous fiscal years, indicate only in this column, the expenditures/encumbrances which occurred in FY 2012 (10/01/11 to 09/30/12).  
 2/ If a grant is a continuing grant from previous fiscal years, indicate only in this column, the expenditures/encumbrances which occurred in FY 2013 (10/01/12 to 09/30/13).  
 3/ If a grant is a continuing grant from previous fiscal years, indicate only in this column, the expenditures/encumbrances which occurred in FY 2014 (10/01/13 to 09/30/14).

DPWUENB  
7/17/14

Appropriation Accounts  
Period Ending 09/2013

WRKAPPN  
12:47:37

Position to Account . . . . . 5101H131010TA105

Type option, press Enter.

5=Display      11=Acct Total    13=Dsp FAS

<u>Opt</u>	<u>Account No</u>	<u>Account name</u>	<u>Object Description</u>	<u>Fund Avail</u>
	<u>Total Approp</u>	<u>YTD Allot - (Expend + Encumb)</u>	=	

N o r e c o r d s f o u n d

F3=Exit      F5=Refresh      F10=Position      F12=Cancel      F14=File Total  
F16=Lapse Sum    F17=SumByObj    F21=Prt/Export    F23=More opts  
You have reached the bottom of the list.      WRKAPPN


User ID : DFWDUENB  
 To date : 6/2014  
 Account : 5101H131010TA105  
 Dept/Division :

Exclude Object Codes:

Account Number	Account Name				
<u>Tot Appropriation</u>	<u>YTD Allotment</u>	<u>YTD Expenditures</u>	<u>O/S Encumbrance</u>	<u>Available Funds</u>	<u>Unallotted Balance</u>
5101H131010TA105230	TAP-GUAM-2013-10 TECH ASSIST				
5101H131010TA105450	TAP-GUAM-2013-10 TECH ASSIST				
40,000.00	40,000.00		18,000.00	22,000.00	
-----					
<b>TA105 PROGRAM TOTALS</b>	<b>Count:</b>	<b>2</b>			
40,000.00	40,000.00		18,000.00	22,000.00	
-----					
<b>10 DIVISION TOTALS</b>	<b>Count:</b>	<b>2</b>			
40,000.00	40,000.00		18,000.00	22,000.00	
-----					
<b>10 DEPARTMENT TOTALS:</b>	<b>Count:</b>	<b>2</b>			
40,000.00	40,000.00		18,000.00	22,000.00	
-----					
<b>H13 APTYP+FY TOTALS:</b>	<b>Count:</b>	<b>2</b>			
40,000.00	40,000.00		18,000.00	22,000.00	
-----					
<b>101 FUND TOTALS:</b>	<b>Count:</b>	<b>2</b>			
40,000.00	40,000.00		18,000.00	22,000.00	
-----					
<b>FINAL TOTALS</b>	<b>Count:</b>	<b>2</b>			
40,000.00	40,000.00		18,000.00	22,000.00	

Office of Finance and Budget  
 DEPARTMENTAL FEDERAL FUNDING ABSTRACT  
 (Note: This form has a continuation page)

Department/Agency: Department of Public Works  
 Division/Program: Director's Office  
 AS400 Account Number: 5101H141000IB110

<b>Department/Agency Head Certification</b> Certified as to the accuracy of information contained herein:  <div style="text-align: center;">             CARE V. DOMINGUEZ            Signature            Date: 10/29/14         </div>
--------------------------------------------------------------------------------------------------------------------------------------------------------------------------------------------------------------------------------------------------------------------------------------------------------------------------------------------------

ALP

Grant Title	CFDA Number	Fiscal Year 2012							Fiscal Year 2013						
		Grant Award No.	FY 2012 Federal Grant Award Received	Grant Period	Indirect Cost Applied for Amount Rec'd.	FY 2012 Expenditures/Encumbrances 1/	FY 2012 Actual Federal Reimbursement	No. of FTE's Funded by Grant	Grant Award No.	FY 2013 Federal Grant Award Received	Grant Period	Indirect Cost Applied for Amount Rec'd.	FY 2013 Expenditures/Encumbrances 2/	FY 2013 Actual Federal Reimbursement	No. of FTE's Funded by Grant
DOI IA Grant-Vehicles & Road Repairs	15.875	D14AF00033/ Guam-CI-2014-4	\$ -	10/01/13 - 09/30/18	0 \$	-	\$ -		D14AF00033/Guam-CI-2014-4	\$ -	10/01/13 - 09/30/18	\$ -	-	\$ -	0
Total			\$ -		\$ -	\$ -	\$ -		0 \$	\$ -		\$ -	\$ -	\$ -	0

1/ If a grant is a continuing grant from previous fiscal years, indicate only in this column, the expenditures/encumbrances which occurred in FY 2012 (10/01/11 to 09/30/12).  
 2/ If a grant is a continuing grant from previous fiscal years, indicate only in this column, the expenditures/encumbrances which occurred in FY 2013 (10/01/12 to 09/30/13).  
 3/ If a grant is a continuing grant from previous fiscal years, indicate only in this column, the expenditures/encumbrances which occurred in FY 2014 (10/01/13 to 09/30/14).





User ID : DPWDEWB  
 To date : 6/2014  
 Account : 5101H141000IB110  
 Dept/Division :

Exclude Object Codes:

Account Number	Account Name	YTD Allotment	YTD Expenditures	O/S Encumbrance	Available Funds	Unallotted Balance
<b>Tot Appropriation</b>						
5101H141000IB110230	FY2014 DOI IA GRANT-VEH/ROAD	750,000.00	750,000.00		750,000.00	
5101H141000IB110240	FY2014 DOI IA GRANT-VEH/ROAD	150,000.00	150,000.00	95,200.00	54,800.00	
5101H141000IB110450	FY2014 DOI IA GRANT-VEH/ROAD	600,000.00	600,000.00	600,000.00		
<hr/>						
<b>IB110 PROGRAM TOTALS</b>		<b>Count:</b>	<b>3</b>			
	<b>1,500,000.00</b>	<b>1,500,000.00</b>		<b>695,200.00</b>	<b>804,800.00</b>	
<hr/>						
<b>00 DIVISION TOTALS</b>		<b>Count:</b>	<b>3</b>			
	<b>1,500,000.00</b>	<b>1,500,000.00</b>		<b>695,200.00</b>	<b>804,800.00</b>	
<hr/>						
<b>10 DEPARTMENT TOTALS:</b>		<b>Count:</b>	<b>3</b>			
	<b>1,500,000.00</b>	<b>1,500,000.00</b>		<b>695,200.00</b>	<b>804,800.00</b>	
<hr/>						
<b>H14 APTYP+FY TOTALS:</b>		<b>Count:</b>	<b>3</b>			
	<b>1,500,000.00</b>	<b>1,500,000.00</b>		<b>695,200.00</b>	<b>804,800.00</b>	
<hr/>						
<b>101 FUND TOTALS:</b>		<b>Count:</b>	<b>3</b>			
	<b>1,500,000.00</b>	<b>1,500,000.00</b>		<b>695,200.00</b>	<b>804,800.00</b>	
<hr/>						
<b>FINAL TOTALS</b>		<b>Count:</b>	<b>3</b>			
	<b>1,500,000.00</b>	<b>1,500,000.00</b>		<b>695,200.00</b>	<b>804,800.00</b>	